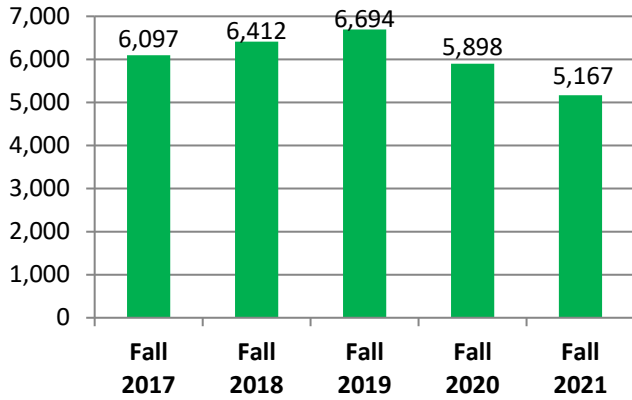
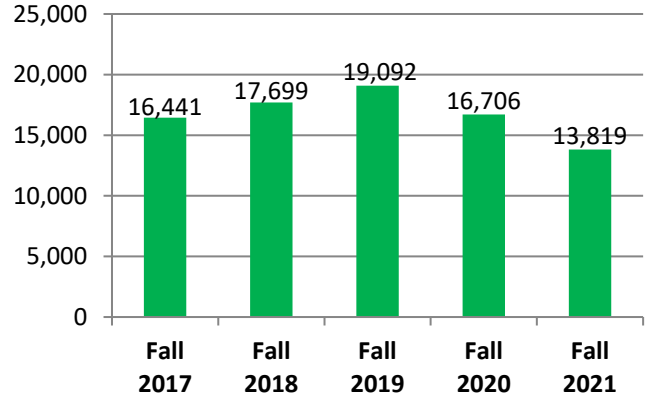


Fall 2021 Semester CHC Credit Enrollment Data

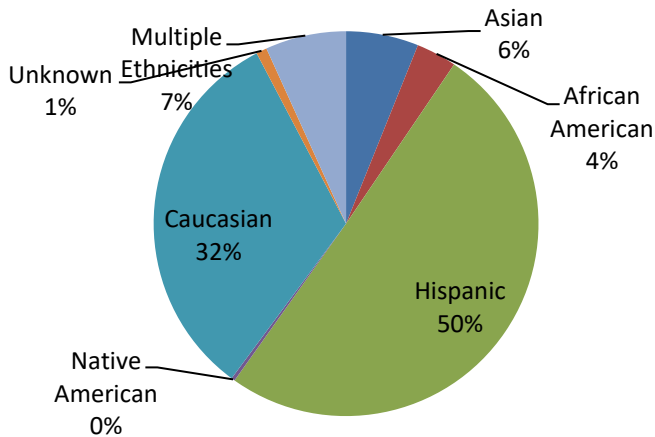
First Census Credit Unduplicated Headcount



Number of Credit Enrollments



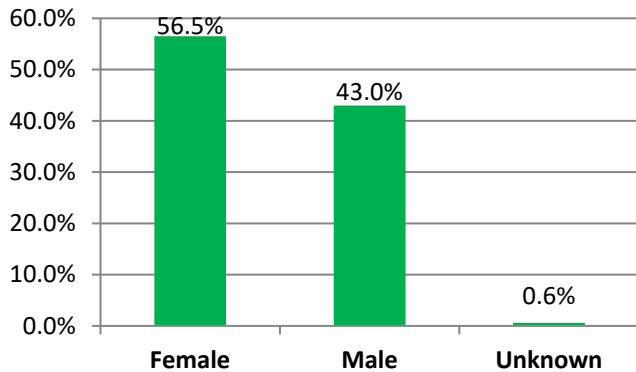
Fall 2021 Student Ethnicity



Fall 2021 Student Ethnicity

| Student Ethnicity | # | % |
|----------------------|-------|------|
| Asian | 315 | 6.1 |
| African American | 175 | 3.4 |
| Hispanic | 2,604 | 50.4 |
| Native American | 14 | 0.3 |
| Caucasian | 1,663 | 32.2 |
| Unknown | 47 | 0.9 |
| Multiple Ethnicities | 349 | 6.8 |

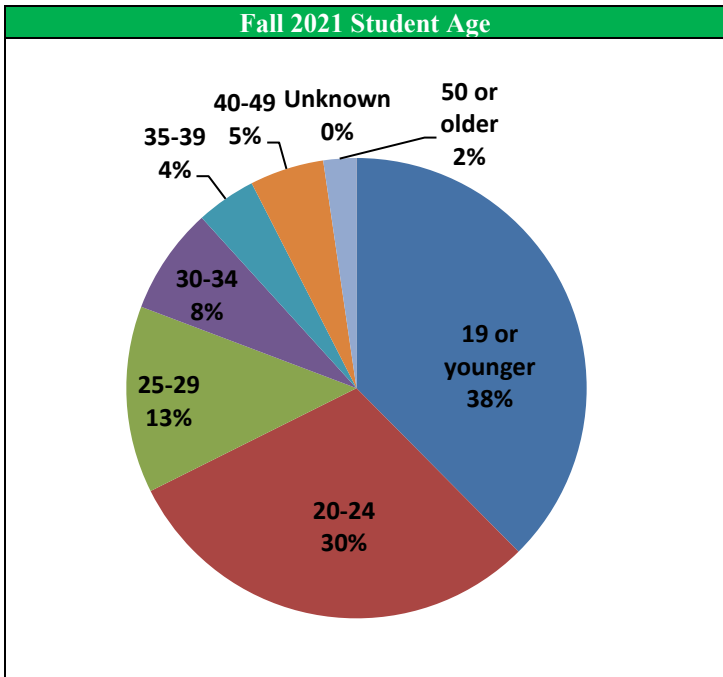
Fall 2021 Student Gender



Fall 2021 Student Gender

| Student Gender | # | % |
|----------------|-------|------|
| Female | 2,917 | 56.5 |
| Male | 2,221 | 43.0 |
| Unknown | 29 | 0.6 |

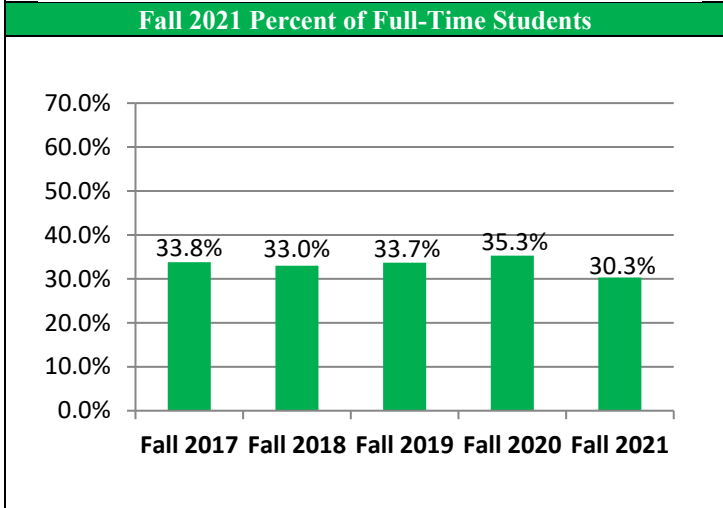
Fall 2021 Semester CHC Credit Enrollment Data



Fall 2021 Student Age

| Student Age | # | % |
|---------------|-------|------|
| 19 or younger | 1,940 | 37.5 |
| 20 – 24 | 1,549 | 30.0 |
| 25 – 29 | 678 | 13.1 |
| 30 – 34 | 390 | 7.5 |
| 35 – 39 | 219 | 4.2 |
| 40 – 49 | 271 | 5.2 |
| 50 or older | 119 | 2.3 |
| Unknown | 1 | 0.0 |

Fall 2021 Mean Age 24.3
Fall 2021 Median Age 21
Fall 2021 Most Frequent Age (Mode) 18



Fall 2021 Full-Time/Part-Time Student Enrollment

| Full/Part-Time Status | # | % |
|-----------------------|-------|------|
| Full-Time Students | 1,564 | 30.3 |
| Part-Time Students | 3,603 | 69.7 |

Fall 2021 Mean Units 8.6
Fall 2021 Median Units 8
Fall 2021 Most Frequent Units (Mode) 4

CHC 2020-2021 Degrees and Certificates

| <u>2020 – 2021 Degrees and Certificate Data</u> | |
|---|--------------|
| Associate Transfer Degrees Awarded | 361 |
| Associate Degrees Awarded | 503 |
| Certificates Awarded | 724 |
| Total | 1,588 |

CHC Fall 2020 Student Transfers

| <u>Fall 2020 Transfer Data (CSU Analytics & UC)</u> | |
|---|-----|
| To University of California (UC) | 63 |
| To California State University (CSU) | 286 |