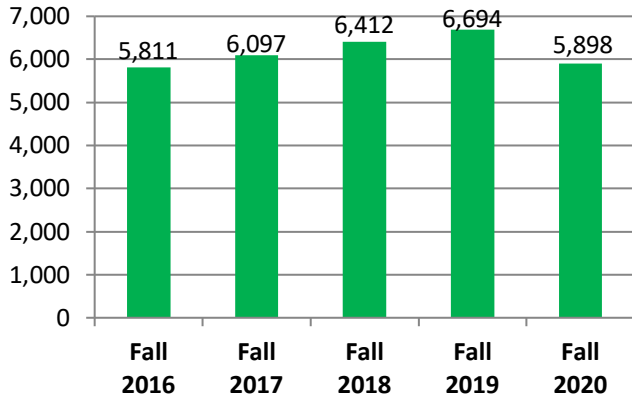


Fall 2020 Semester CHC Credit Enrollment Data

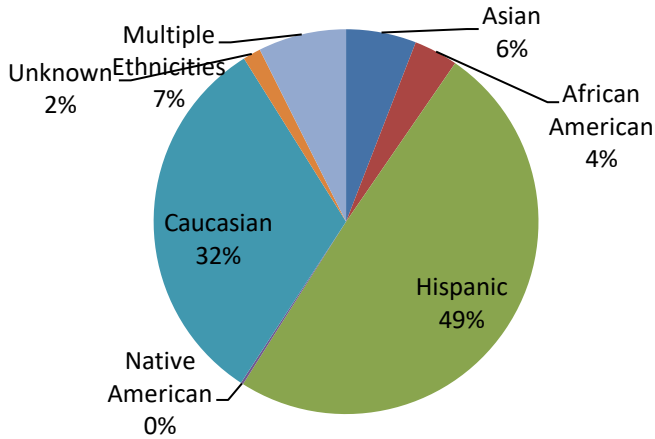
First Census Credit Unduplicated Headcount



Number of Credit Enrollments



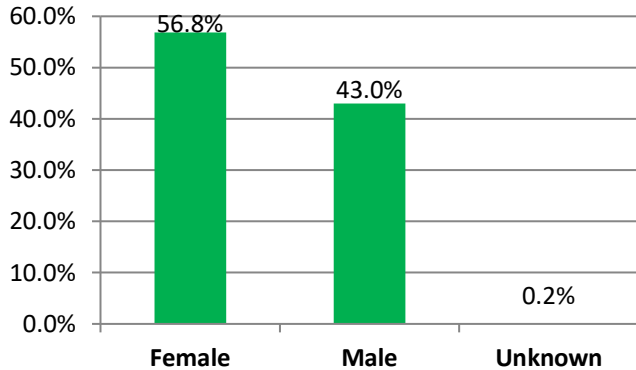
Fall 2020 Student Ethnicity



Fall 2020 Student Ethnicity

Student Ethnicity	#	%
Asian	346	5.9
African American	220	3.7
Hispanic	2,915	49.4
Native American	14	0.2
Caucasian	1,881	31.9
Unknown	86	1.5
Multiple Ethnicities	436	7.4

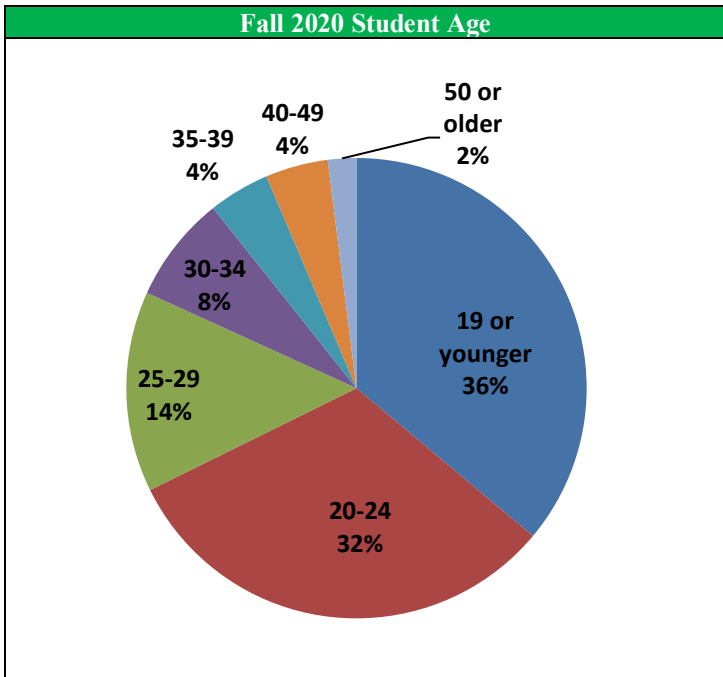
Fall 2020 Student Gender



Fall 2020 Student Gender

Student Gender	#	%
Female	3,353	56.8
Male	2,534	43.0
Unknown	11	0.2

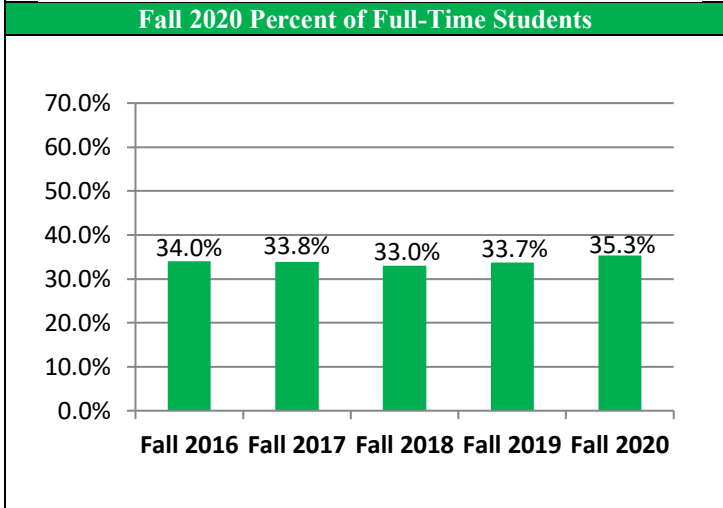
Fall 2020 Semester CHC Credit Enrollment Data



Fall 2020 Student Age

Student Age	#	%
19 or younger	2,131	36.1
20 – 24	1,865	31.6
25 – 29	832	14.1
30 – 34	440	7.5
35 – 39	255	4.3
40 – 49	258	4.4
50 or older	117	2.0

Fall 2019 Mean Age	24.1
Fall 2019 Median Age	21
Fall 2019 Most Frequent Age (Mode)	18



Fall 2020 Full-Time/Part-Time Student Enrollment

Full/Part-Time Status	#	%
Full-Time Students	2,080	35.3
Part-Time Students	3,818	64.7

Fall 2020 Mean Units	9.2
Fall 2020 Median Units	9
Fall 2020 Most Frequent Units (Mode)	4

CHC 2019-2020 Degrees and Certificates

<u>2019 – 2020 Degrees and Certificate Data</u>	
Associate Transfer Degrees Awarded	335
Associate Degrees Awarded	465
Certificates Awarded	780
Total	1,580

CHC Fall 2019 Student Transfers

Fall 2019 Transfer Data (CSU Analytics & UC)	
To University of California (UC)	75
To California State University (CSU)	240