




Bank of America Private Wealth Management

CRAFTON HILLS COLLEGE FDN
11711 SAND CANYON ROAD
YUCAIPA CA 92399-0000

Primary Account: 218-74001



YOUR MERRILL LYNCH REPORT

September 30, 2017 - October 31, 2017

PORTFOLIO SUMMARY

	October 31	September 29	Month Change
Net Portfolio Value	\$1,801,419.96	\$1,695,401.44	\$106,018.52 ▲
Your assets	\$1,801,419.96	\$1,695,401.44	\$106,018.52 ▲
Your liabilities	-	-	-
Your Net Cash Flow (Inflows/Outflows)	\$81,587.72	(\$1,671.79)	
Securities You Transferred In/Out	-	-	-
Subtotal Net Contributions	\$81,587.72	(\$1,671.79)	
Your Dividends/Interest Income	\$3,040.69	\$3,571.04	
Your Market Gains/(Losses)	\$21,390.11	\$16,495.64	
Subtotal Investment Earnings	\$24,430.80	\$20,066.68	

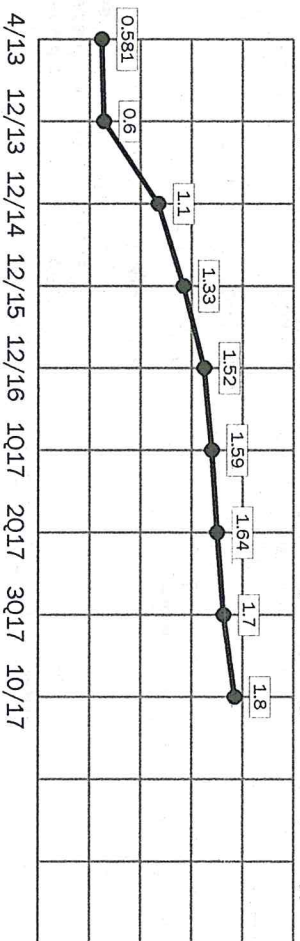
Investment Advice and Guidance: Call Your Financial Advisor

Your Financial Advisor:
RAUL A ABALLI

3550 VINE STREET SUITE 300
RIVERSIDE CA 92507
raul_aballi@ml.com
1-951-369-3881

Your account(s) is serviced by both U.S. Trust, a division of Bank of America, N.A. ("BANA"), and MLP&S. U.S. Trust provides trust and fiduciary services. MLP&S acts as broker-dealer and custodian for investments held in the account(s) reflected on this statement(s), unless otherwise provided.

Total Value (Net Portfolio Value plus Assets Not Held/Valued By MLP&S, if any) in millions, 2013-2017



GO PAPERLESS!

Did you know you can receive this statement and many other Merrill Lynch communications online instead of in the mail? Online Delivery through MyMerrill.com is a safe, fast, flexible way to reduce paper mail. Visit mymerrill.com to enroll today.

Merrill Lynch makes available products and services offered by Merrill Lynch, Pierce, Fenner & Smith Incorporated ("MLPF&S"), a registered broker-dealer, Member Securities Investor Protection Corporation ("SIPC"), and other subsidiaries of Bank of America Corporation. MLP&S and BANA are wholly owned subsidiaries of Bank of America Corporation. Investment products: **Are Not FDIC Insured | Are Not Bank Guaranteed | May Lose Value**



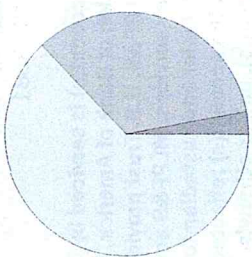
Primary Account: 218-74001

YOUR PORTFOLIO REVIEW

September 30, 2017 - October 31, 2017

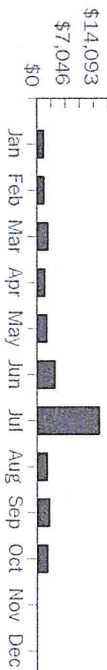
ASSET ALLOCATION*

* Estimated Accrued Interest not included; may not reflect all holdings; does not include asset categories less than 1%; includes the categorical values for the underlying portfolio of individual mutual funds, closed end funds, and UITs.



Asset Category	Current Value	Allocation
Equities	1,132,969.34	62.98%
Fixed Income	611,919.30	34.02%
Cash/Money Accounts	53,975.21	3.00%
TOTAL	\$1,798,863.85	100%

CURRENT INCOME



	This Report	Year To Date
Tax-Exempt Interest	(169.97)	(239.30)
Taxable Interest	350.28	6,324.34
Tax-Exempt Dividends	-	-
Taxable Dividends	2,860.38	38,475.06
Total	\$3,040.69	\$44,560.10

Your Estimated Annual Income \$39,229.78

BOND MATURITY SCHEDULE

Does not include Fixed Income Mutual Funds

Maturity Years	% of Total Bond Assets	Par Value	Estimated Market Value
<1	5%	18,000	18,136.16
2-5	47%	154,000	157,104.81
5-10	28%	90,000	93,775.94
10-15	3%	7,000	8,943.62
20+	17%	54,000	58,080.43
Total	100%	323,000	\$336,040.96

TOP FIVE PORTFOLIO HOLDINGS

Based on Estimated Market Value

Portfolio	Current Value	% of Portfolio
ISHARES MBS ETF	175,225.49	9.74%
BLACKROCK ADVANTAGE	86,677.34	4.81%
BLACKROCK MID CAP	86,028.14	4.78%
BLACKROCK HI YLD BD	65,602.45	3.64%
BIF MONEY FUND	53,778.00	2.93%



Bank of America Private Wealth Management

Your account(s) is serviced by both U.S. Trust, a division of Bank of America, N.A. ("BANA"), and MLPF&S. U.S. Trust provides trust and fiduciary services. MLPF&S acts as broker-dealer and custodian for investments held in the account(s) reflected on this statement(s), unless otherwise provided.

Account Number: 218-74001

Bank of America, N.A.
AGENT OF THE
CRAFTON HILLS COLLEGE FDN
UAD 3/19/2013



Net Portfolio Value:

\$1,801,419.96

Your Financial Advisor:
RAUL A ABALLI
3550 VINE STREET SUITE 300
RIVERSIDE CA 92507
raul_aballi@ml.com
1-951-369-3881

Trust Officer:
JAMIE A TANGUAY
609-274-6696

TRUST MANAGEMENT ACCOUNT

Your Investment Manager - Blackrock / BLACKROCK WDP TR MOD AGG (R)

September 30, 2017 - October 31, 2017

	This Statement	Year to Date
Opening Value (09/30)	\$1,695,401.44	
Total Credits	86,540.69	128,172.91
Total Debits	(1,912.28)	(17,950.82)
Securities You Transferred In/Out	-	-
Market Gains/(Losses)	21,390.11	169,835.40
Closing Value (10/31)	\$1,801,419.96	

ASSETS	October 31	September 29
Cash/Money Accounts	53,975.21	46,365.45
Fixed Income	336,040.96	308,548.44
Equities	960,263.86	908,260.20
Mutual Funds	448,583.82	430,295.41
Options	-	-
Other	-	-
Subtotal (Long Portfolio)	1,798,863.85	1,693,469.50
Estimated Accrued Interest	2,556.11	1,931.94
TOTAL ASSETS	\$1,801,419.96	\$1,695,401.44
LIABILITIES		
Debit Balance	-	-
Short Market Value	-	-
NET PORTFOLIO VALUE	\$1,801,419.96	\$1,695,401.44

Merrill Lynch makes available products and services offered by Merrill Lynch, Pierce, Fenner & Smith Incorporated ("MLPF&S"), a registered broker-dealer, Member Securities Investor Protection Corporation ("SIPC"), and other subsidiaries of Bank of America Corporation. MLPF&S and BANA are wholly owned subsidiaries of Bank of America Corporation.

Investment products: **Are Not FDIC Insured** **Are Not Bank Guaranteed** **May Lose Value**



TRUST MANAGEMENT ACCOUNT

September 30, 2017 - October 31, 2017

CASH FLOW

This Statement

Year to Date

	This Statement	Year to Date
Opening Cash/Money Accounts	\$46,365.45	
CREDITS		
Funds Received	83,500.00	83,500.00
Electronic Transfers	-	-
Other Credits	-	112.81
Subtotal	83,500.00	83,612.81
DEBITS		
Electronic Transfers	-	-
Other Debits	(177.50)	(1,534.76)
Bill Payment	-	-
U.S. Trust (TMA) Fees	(1,452.15)	(13,809.22)
Style Manager Fees	(282.63)	(2,606.84)
Subtotal	(1,912.28)	(17,950.82)
Net Cash Flow	\$81,587.72	\$65,661.99

OTHER TRANSACTIONS

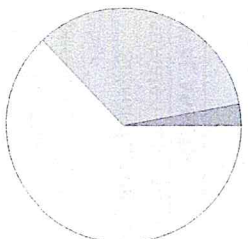
Dividends/Interest Income	3,040.69	44,560.10
Security Purchases/Debits	(134,002.04)	(704,948.15)
Security Sales/Credits	56,983.39	600,363.13
Closing Cash/Money Accounts	\$53,975.21	

Fees Included in Transactions Above

Commissions/Trading Fees	(4.90)	(56.10)
--------------------------	--------	---------

ASSET ALLOCATION*

* Estimated Accrued Interest not included; may not reflect all holdings; does not include asset categories less than 1%; includes the categorical values for the underlying portfolio of individual mutual funds, closed end funds, and UITs.



Equities	62.98%
Fixed Income	34.02%
Cash/Money Accounts	3.00%
TOTAL	100%