


# Comparison of Overall, Distance Education, and Face-to-Face Success Rates Across the Inland Empire

Crafton Hills College

Spring 2016

# Overall Course Success


## #3 in Inland Empire; #39 in California

	Enrollment Count	Success Rate	CA Rank	IE Rank
Palo Verde	9,237	76.9%	6	1
Copper Mountain	4,622	73.5%	28	2
 Crafton Hills	15,814	72.5%	39	3
Chaffey	54,436	71.3%	49	4
Moreno Valley	18,333	70.7%	62	5
Norco	20,480	70.0%	70	6
Desert	27,445	67.3%	98	7
San Bernardino	32,850	67.2%	100	8
Mt. San Jacinto	40,685	67.0%	102	9
Riverside	43,984	66.6%	106	10
Victor Valley	29,726	64.7%	111	11
<i>Note.</i> The statewide success rate is 70.6%.				

*Spring 2016 Credit Courses from California Community College Chancellor's Data Mart  
Combined Rate = Average of Retention and Success Rates*

# Distance Education Course Success


## #2 in Inland Empire; #28 in California

	Enrollment Count	Success Rate	CA Rank	IE Rank
Copper Mountain	692	74.3%	2	1
 Crafton Hills	1,848	66.6%	28	2
Chaffey	3,471	66.1%	33	3
Mt. San Jacinto	8,594	63.3%	58	4
Moreno Valley	1,619	63.3%	58	4
Norco	2,149	62.5%	64	6
San Bernardino	6,838	62.5%	67	7
Desert	3,329	59.7%	91	8
Palo Verde	4,573	59.2%	96	9
Riverside	4,666	59.1%	99	10
Victor Valley	6,395	56.9%	106	11
<i>Note.</i> The statewide success rate is 63.7%.				

*Spring 2016 Credit Courses from California Community College Chancellor's Data Mart  
Combined Rate = Average of Retention and Success Rates*

# Face-to-Face Course Success

## #3 in Inland Empire; #45 in California

	Enrollment Count	Success Rate	CA Rank	IE Rank
Palo Verde	4,664	94.3%	1	1
Copper Mountain	3,930	73.4%	42	2
 Crafton Hills	13,966	73.3%	45	3
Chaffey	50,965	71.7%	63	4
Moreno Valley	16,714	71.4%	66	5
Norco	18,331	70.1%	75	6
San Bernardino	26,012	68.5%	97	7
Desert	24,116	68.3%	101	8
Mt San Jacinto	32,091	68.0%	104	9
Riverside	39,318	67.5%	106	10
Victor Valley	23,331	66.9%	110	11

*Note.* The statewide success rate is 71.8%.

*Spring 2016 Credit Courses from California Community College Chancellor's Data Mart  
Combined Rate = Average of Retention and Success Rates*