

How to navigate NetTutor

for completion of Cynthia Hamlett's English 101
required tutoring assignments

Please Select a Group to Receive Tutoring in That Area

FYE & College Student Success >

Live Writing Tutor and Paper Center (Submit Papers Here) >

NetTutor Accounting Tutor >

NetTutor Business Tutor >

NetTutor Chemistry Tutor >

NetTutor Child Development Tutor >

NetTutor Communications and Speech Tutor >

← Choose **Live Writing Tutor and Paper Center (Submit Papers Here)**.

Live Writing Tutor and Paper Center (Submit Papers Here)



Meet with a Live Tutor

Wait for your turn to meet with a live tutor.



Drop off a Paper

Upload your paper and get feedback from a Writing tutor.



Drop off a Question

Drop your question off here.



Your Live Writing Tutor and Paper Center (Submit Papers Here) Locker

Watch videos of your previous sessions, pick up your reviewed papers, and review feedback on your dropped-off questions.

← DON'T do a live session for this assignment (but you are welcome and encouraged to use this service for your own tutoring needs)!

← Go to **Drop off a Paper** to submit essays for the Required Tutoring assignments for this class.

← DON'T submit to Drop off a Question

← Your “locker” is where you will pick up the completed tutor comments file that you will submit to the required tutoring assignment.

Drop off your Paper

Cynthia

Tutor Schedule

Customer Support

Basic Information

Format

File

Paper Name

Give your paper a title so you can refer to it later.

100 characters remaining

Tell us about your assignment and how we can help

Describe your paper and any special instructions for the tutor.

300 characters remaining

English is not my first language.

> Next

NetTutor only gives you 249 characters (that's letters, not words) to explain your assignment, so in the box write:

“Please see the cover page of my document for an explanation of the assignment”

and then be sure to ***include the cover page with the assignment expectations as discussed in the Submit Essay Draft to NetTutor Instructions.***



Drop off your Paper

Cynthia

Tutor Schedule

Customer Support

Basic Information

Format

File

Select **two** areas of feedback.

- | | |
|---|---|
| <input type="checkbox"/> Topic Development | <input type="checkbox"/> Sentence Structure |
| <input type="checkbox"/> Focus/Thesis Statement | <input type="checkbox"/> Sentence Variety |
| <input type="checkbox"/> Organization | <input type="checkbox"/> Transitions & Fluency |
| <input type="checkbox"/> Grammar & Mechanics | <input type="checkbox"/> Paper Format |
| <input type="checkbox"/> Word Choice | <input type="checkbox"/> Citations & References |

The feedback field should contain 2 selections.

Citation Style

MLA

Paper Type

Other (please describe in your paper d

How long should your paper be?

Pages

< Previous

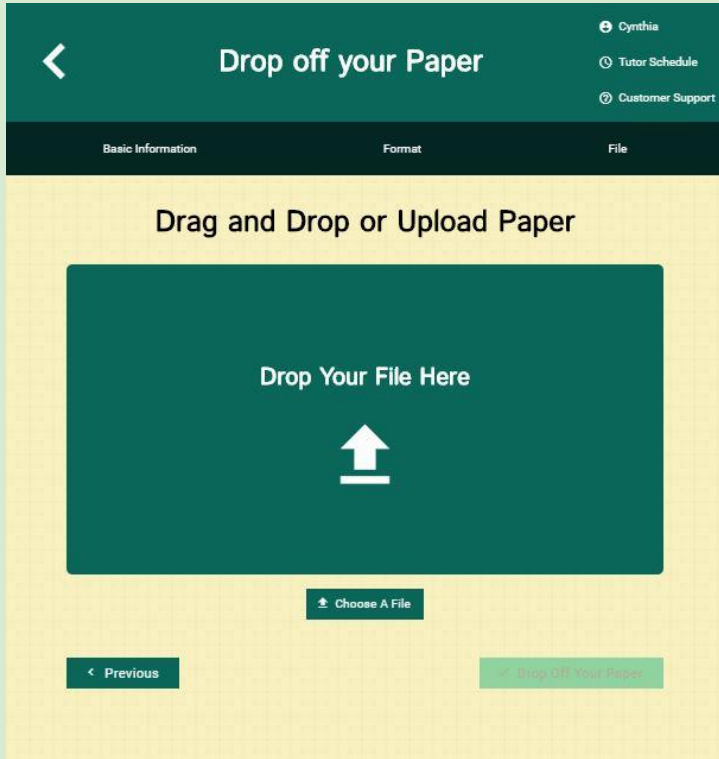
> Next

Choose “Topic Development” and “Focus/Thesis Statement” for first drafts. You may decide which areas in your essay still need the most help for second drafts.

Citation Style is “MLA”

Paper Type is Persuasive/Argumentative.
(Make sure you have included the cover page detailing the assignment expectations!)

Enter the required number of pages for the finished assignment.




Upload your essay.

Don't forget the cover page with the assignment explanation!

Your Live Writing Tutor and Paper Center (Submit Papers Here) Locker


◀ Cynthia
Tutor Schedule
Customer Support

All your Live Writing Tutor and Paper Center (Submit Papers Here) Materials in One Place




Live Tutoring Session History

View videos and download PDF files of your live sessions.



Paper Feedback

0 papers submitted
0 papers returned with feedback



Question Feedback

0 questions submitted
0 questions returned with feedback

Tutor reviews are usually complete within 24-48 hours unless there is a holiday or long weekend intervening.

Return to your locker and go to “Paper Feedback” to find the file with the tutor’s comments.

Download that file to your computer or device and then upload it to the Required Tutoring Assignment along with your reflections on the tutor’s feedback.