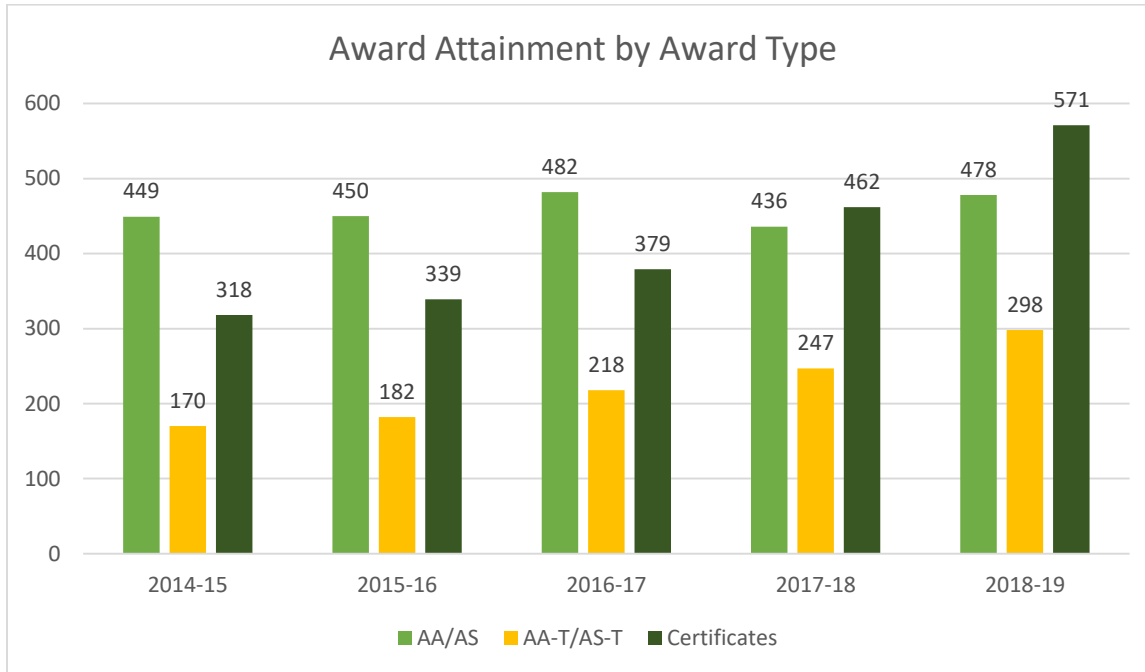


**Crafton Hills College  
Awards Data from 2014-2015 to 2018-2019**

**Completions and Awards**

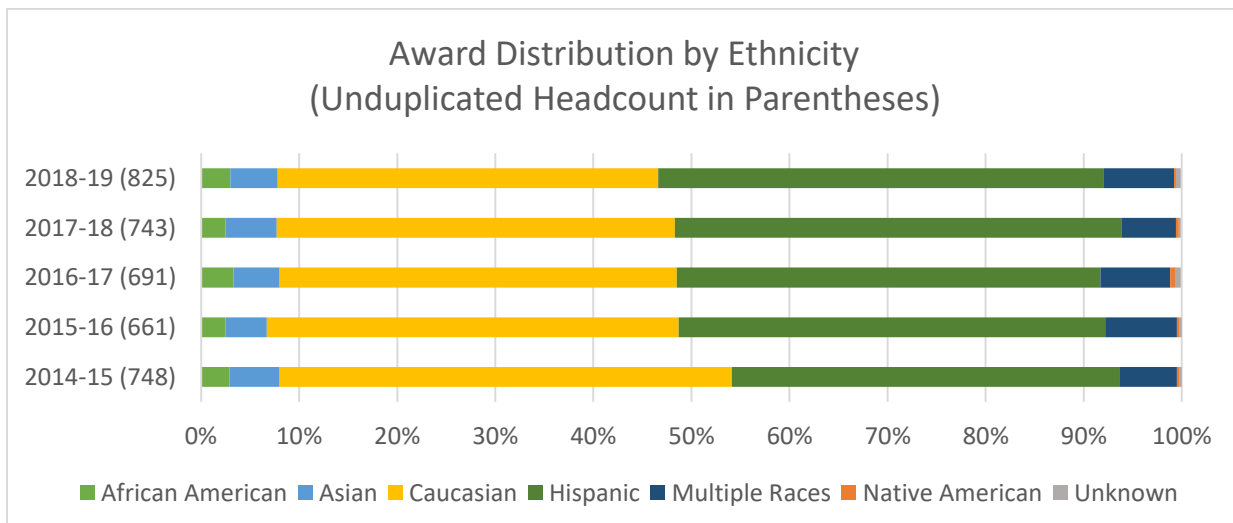
CHC awarded 1,347 awards in 2018-19 -- the most in its history and a 44 percent increase since 2014-15. Also noteworthy are the five-year increases in the number of certificates -- 318 to 571, an 80 percent increase -- and Associate Degrees for Transfer -- 170 to 298, a 75 percent increase. In both cases, those figures represent all-time highs for CHC.



Source: CHC’s Student Information System

**Completions and Awards by Demographic Characteristics**

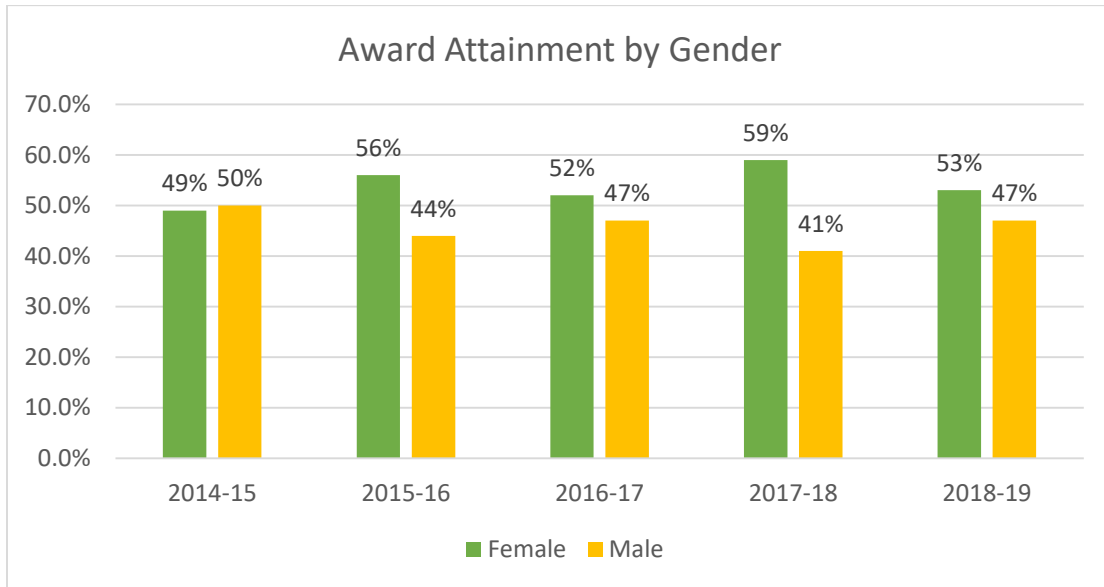
Hispanic and Caucasian students earned the greatest percentage of awards, earning 84 percent of all awards in 2018-19 (45 percent for Hispanic and 39 percent for Caucasian). The percentage of Hispanic student earning a degree or certificate has increased over the last five years, in line with the increasing number of Hispanic students the College has served over that time period.



Source: CHC’s Student Information System

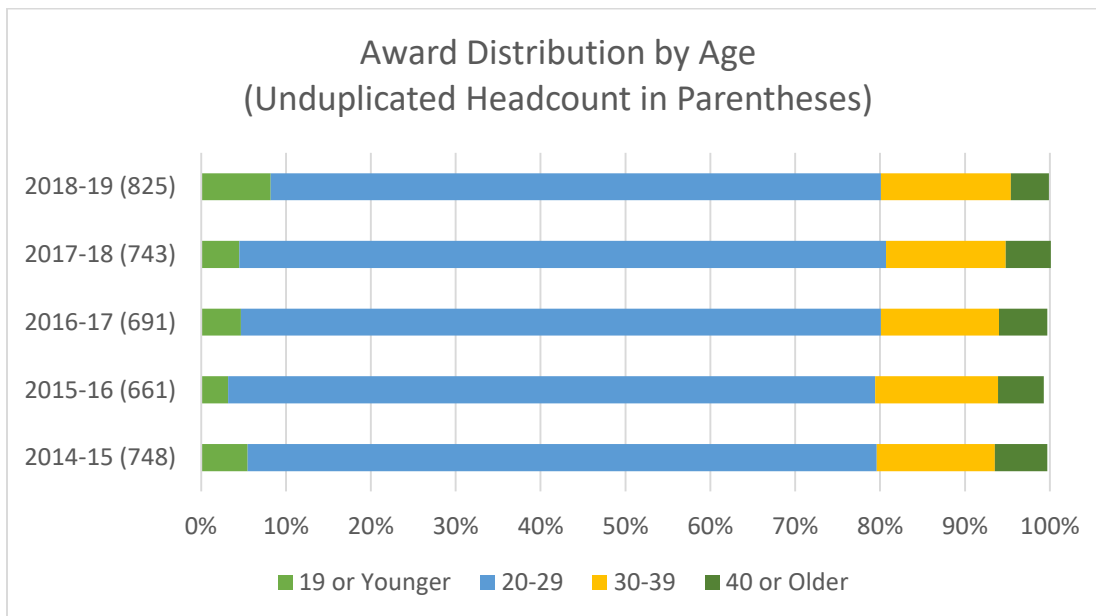
**Crafton Hills College**  
**Awards Data from 2014-2015 to 2018-2019**

The percentage of awards by female and male students has changed over the last five years. Female students have increasingly earned a greater share of all awards, increasing from 49 percent in 2014-15 to 53 percent in 2018-19.



Source: CHC's Student Information System

The percentage of degrees and certificates earned by different age groups has also changed slightly over time. In 2014-15, 74 percent of awards were earned by students between the ages of 20 and 29. Not only has that percentage declined to 72 percent as of 2018-19 but the percentage of awards earned by students 19 or younger has increased from a low 3 percent in 2015-16 to 8 percent in 2018-19. Thus, CHC's award earners are now generally younger now than five years ago.



Source: CHC's Student Information System