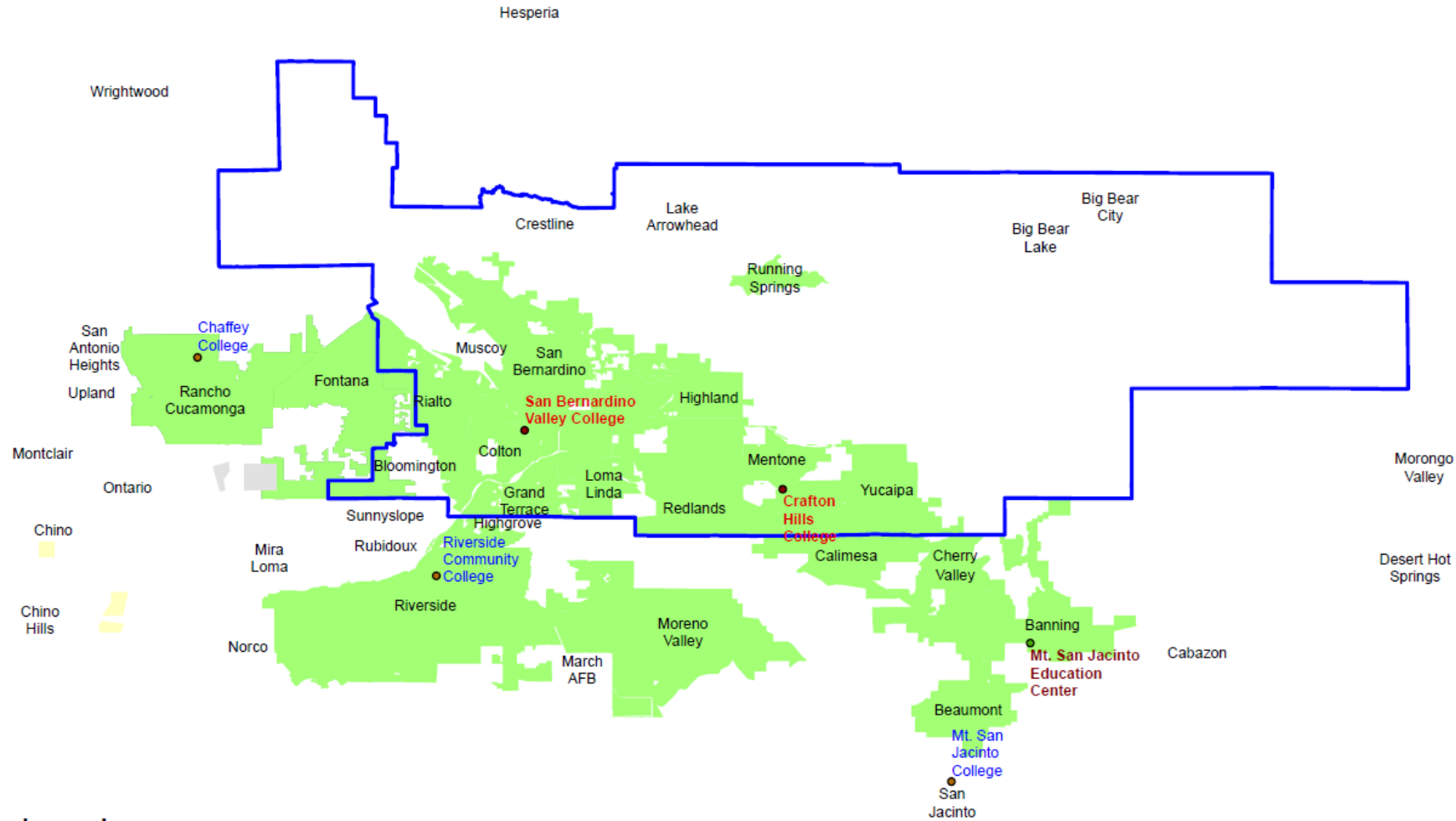




Kevin Horan, Ed.D.

President

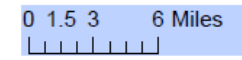
# San Bernardino Community College District



## Legend

-  San Bernardino Community College District
-  Primary Service Area Cities (50 or more students in 2012-13)

Prepared by Keith Wurtz, June, 2013  
 Dean, CHC Office of Institutional Effectiveness, Research & Planning



# Public Higher Education Cost

## ▶ University of California (top 9%)

- ▶ 10 Universities
- ▶ 250,000 students
- ▶ \$13,900 Tuition, \$15,800 Housing
  - ▶ \$29,700 Annual Cost

## ▶ California State University (top 30%)

- ▶ 23 Universities
- ▶ 450,000 students
- ▶ \$5,742 Tuition, \$11,670 Housing
  - ▶ \$17,412 Annual Cost

## ▶ California Community Colleges (top 100%)

- ▶ 114 Colleges (115 coming soon)
- ▶ 2,200,000 students
- ▶ \$46 per unit
  - ▶ \$1,380 Annual Cost

# California Community Colleges

- ▶ California community colleges train 80% of firefighters, paramedics, and emergency medical technicians
- ▶ 31% of UC and 52% of CSU graduates started at a California community college
- ▶ Transfer students to UC system currently account for 48% of STEM bachelor's degrees awarded



# CRAFTON HILLS

## COLLEGE

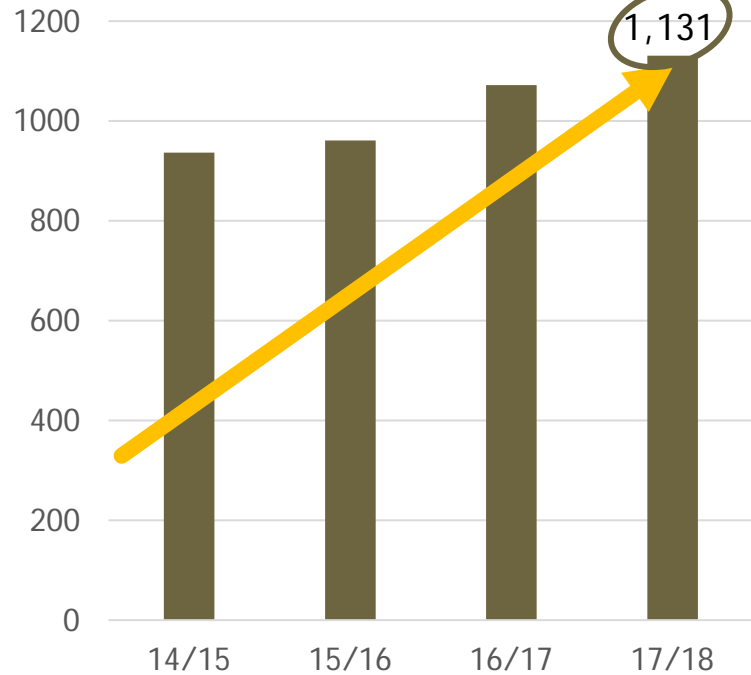
- ▶ We serve 4,575 FTES
  - ▶ 8,592 unduplicated students (2017-2018)
- ▶ 67% Part-time (Fall 2018)
- ▶ 35% First in their family to attend college (Fall 2018)
- ▶ 49% Hispanic, 35% Caucasian (Fall 2018)
- ▶ 55% Female (Fall 2018)
- ▶ Average Age 24 (Fall 2018)

# Retention and Success Comparisons—Inland Empire

## #3 in Inland Empire for Student Success

	Enrollment Count	Retention Rate	Success Rate	IE Rank
Palo Verde	7,766	92.1%	81.4%	1
Copper Mountain	4,679	88.3%	76.2%	2
Crafton Hills	15,609	89.9%	71.2%	3
Mt. San Jacinto	40,447	86.7%	70.4%	4
Chaffey	57,060	90.6%	70.3%	5
Norco	21,310	94.6%	69.2%	6
Desert	28,922	84.2%	69.0%	7
San Bernardino	34,480	87.5%	67.4%	8
Moreno Valley	19,230	83.5%	66.5%	9
Riverside	47,347	84.0%	65.8%	10
Victor Valley	29,124	91.2%	65.4%	11

## Degree/Cert Completion



**18<sup>th</sup> Highest in California**

## Completion Rate Comparison

	IE Rank
Chaffey	1
Moreno Valley	2
Norco College	3
Crafton Hills	4
Riverside	5
Mt. San Jacinto	6
Copper Mountn	7
Desert	8
San Bernardino	9
Victor Valley	10
Palo Verde	11

2017-2018 All Degree and Certificate Completion from California Community College Chancellor's Data Mart.  
 Rate = (#of Degree and Certificate Completers) ÷ (Enrolled Students)

## Transfer Rates (General)

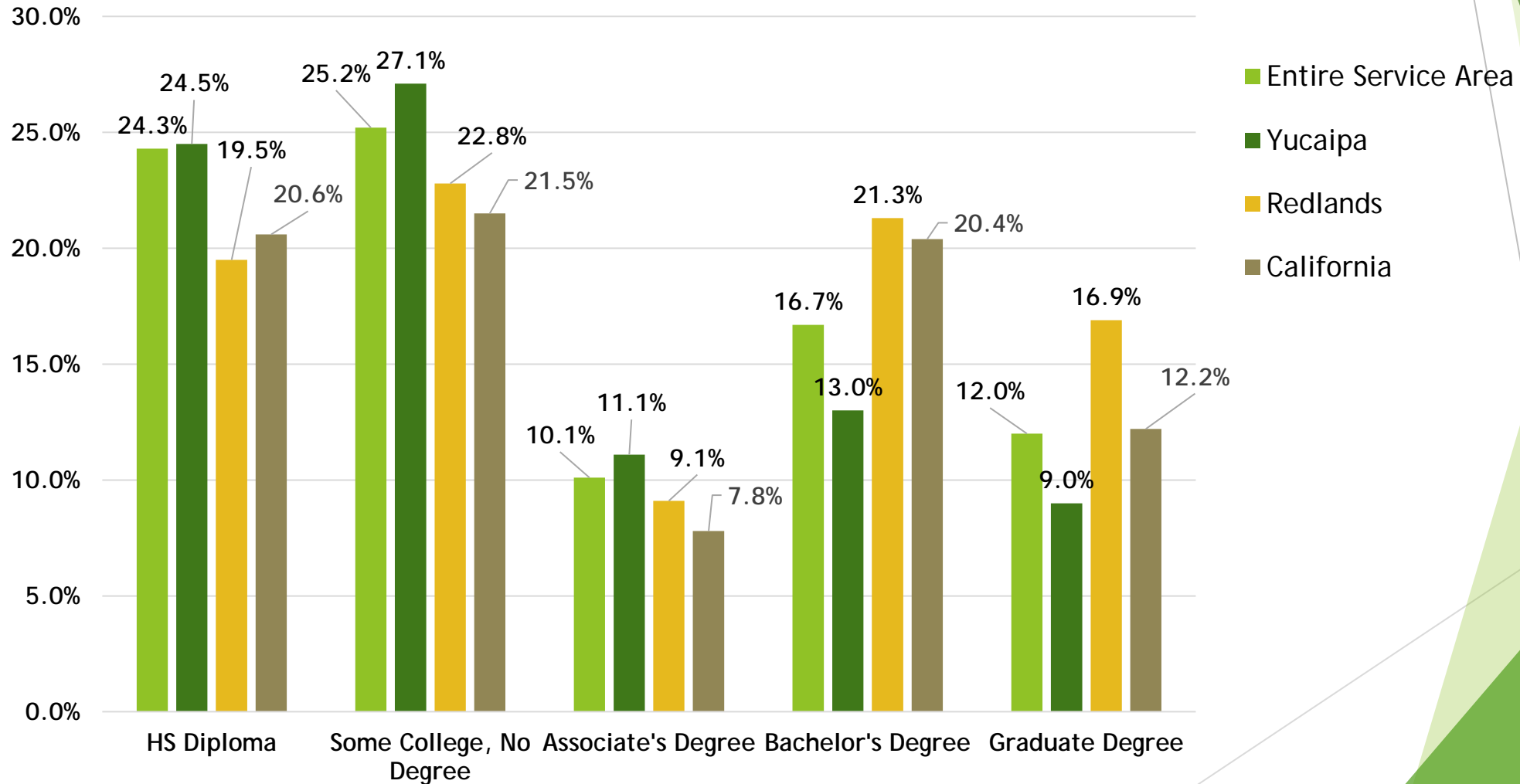
- Expanded Transfer Center
- 68% admit rate to UC (F2018)
- Nation-wide transfer eligibility
- AA-T or AS-T guarantees admission with junior standing to the CSU
- TAG Agreements (Transfer Admission Guarantee) with UC system

Institutions	2014-15	2015-16	2016-17	2017-18
CSU	248	304	265	268
UC	62	81	84	84
In-State Private	108	87	86	100
Out-of-State	119	138	119	117
Total	537	610	554	569

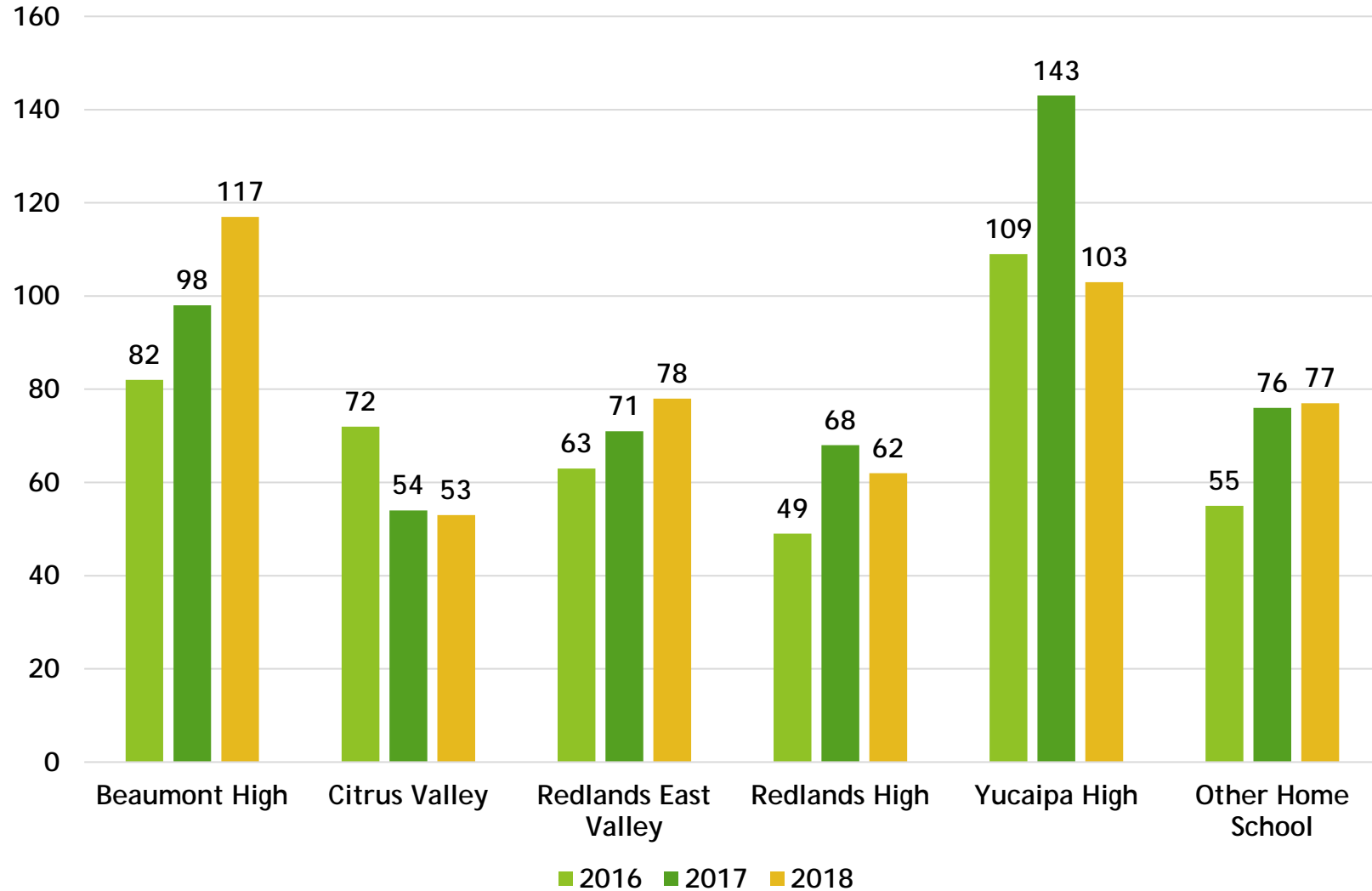


# Educational Attainment

Educational Attainment for Residents age 25 and older



# Crafton Hills Feeder HS Enrollments



# What's Been Happening in 2018-19?

- ▶ Guided Pathways - directing and supporting students from point of entry to attainment of high-quality postsecondary credentials and careers
- ▶ Bond Measure - Nov. 2018 Ballot
- ▶ AB705 Implementation
- ▶ Strong Workforce Program Expansion
- ▶ Prep for 2019-20 Accreditation Self-Study
- ▶ CHC Presidential Search
- ▶ State Funding Model
- ▶ Men's & Women's Swimming & Water Polo



THE FREE  
COLLEGE  
PROMISE

FROM SAN BERNARDINO COMMUNITY COLLEGES

[www.freecollegepromise.com](http://www.freecollegepromise.com)

- ▶ 2 years FREE tuition
- ▶ \$300 Annual Cash Aid
- ▶ Must attend Full-Time (min 12 units per term)
- ▶ Free Textbooks
- ▶ Free Access to Chromebook/Laptop Device
- ▶ Additional Counseling & Tutoring Support Services

# THANK YOU San Bernardino County!!

- ▶ Measure CC passed with 60% approval
- ▶ Provides \$470 million for modernization of district and college facilities
- ▶ Crafton Hills Projects:
  - ▶ Performing Arts Center
  - ▶ Regional Fire Training Center
  - ▶ Crafton Hall Renovation
  - ▶ West Complex Renovation
  - ▶ Student Support Building Renovation
  - ▶ New Gymnasium & Soccer Field

Q & A?