

The background features abstract, overlapping green geometric shapes in various shades, creating a modern and dynamic feel. The shapes are primarily triangular and polygonal, with some areas appearing more translucent than others.

# March 2021 Environmental Scan Update

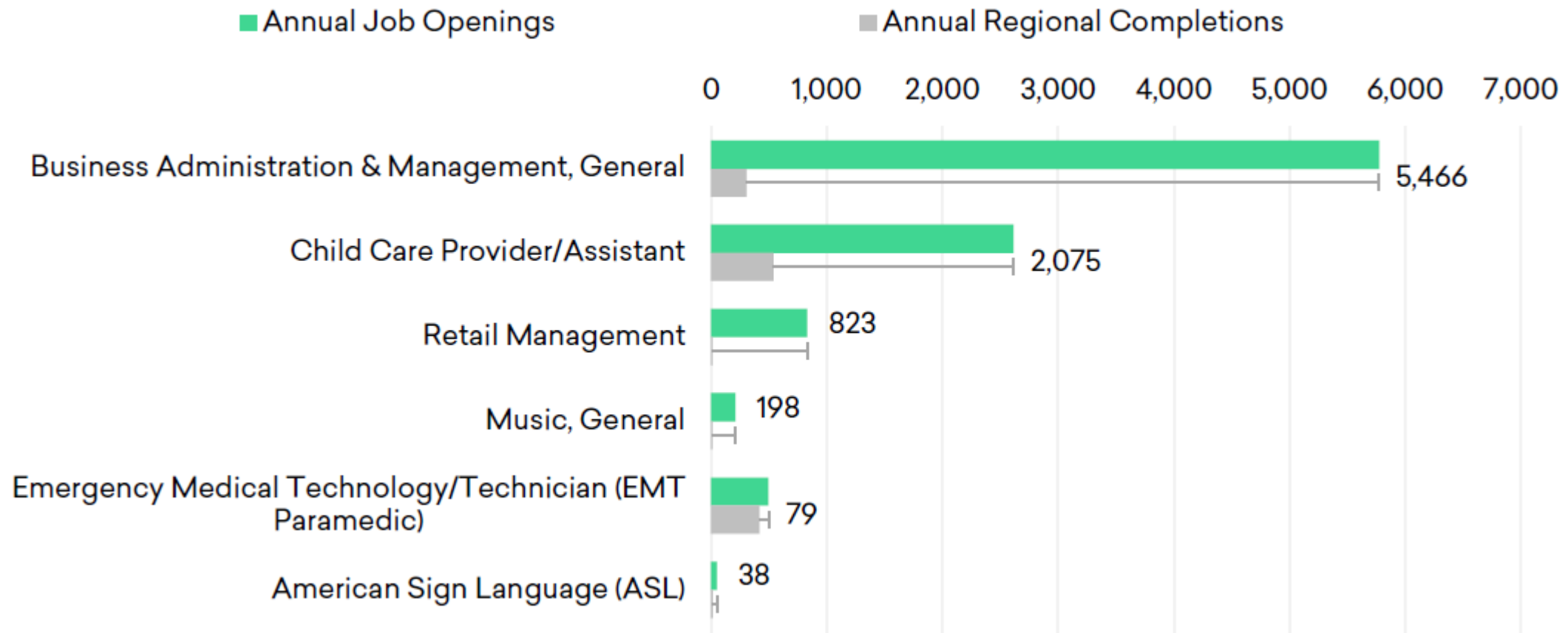
Prepared and Presented by Keith Wurtz

# Introduction

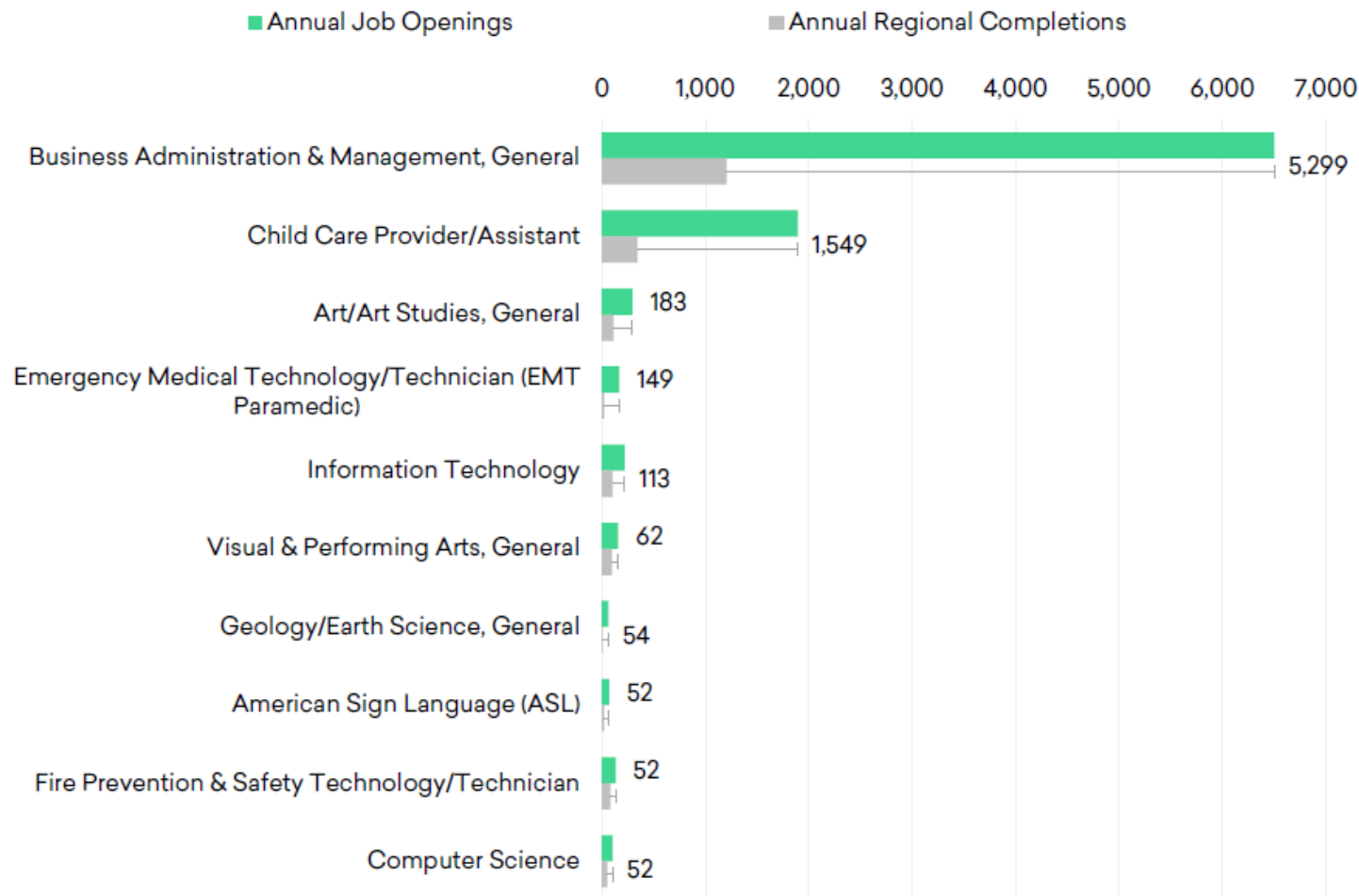
- ▶ The SBCCD Service Region examined in the environmental scan includes Riverside and San Bernardino Counties
- ▶ Uses the region's average annual projected job openings between 2020 and 2030 as a measurement of labor market demand
- ▶ Analyzed how well Crafton's program offerings satisfy regional workforce demand
- ▶ Offers recommendations for new program development



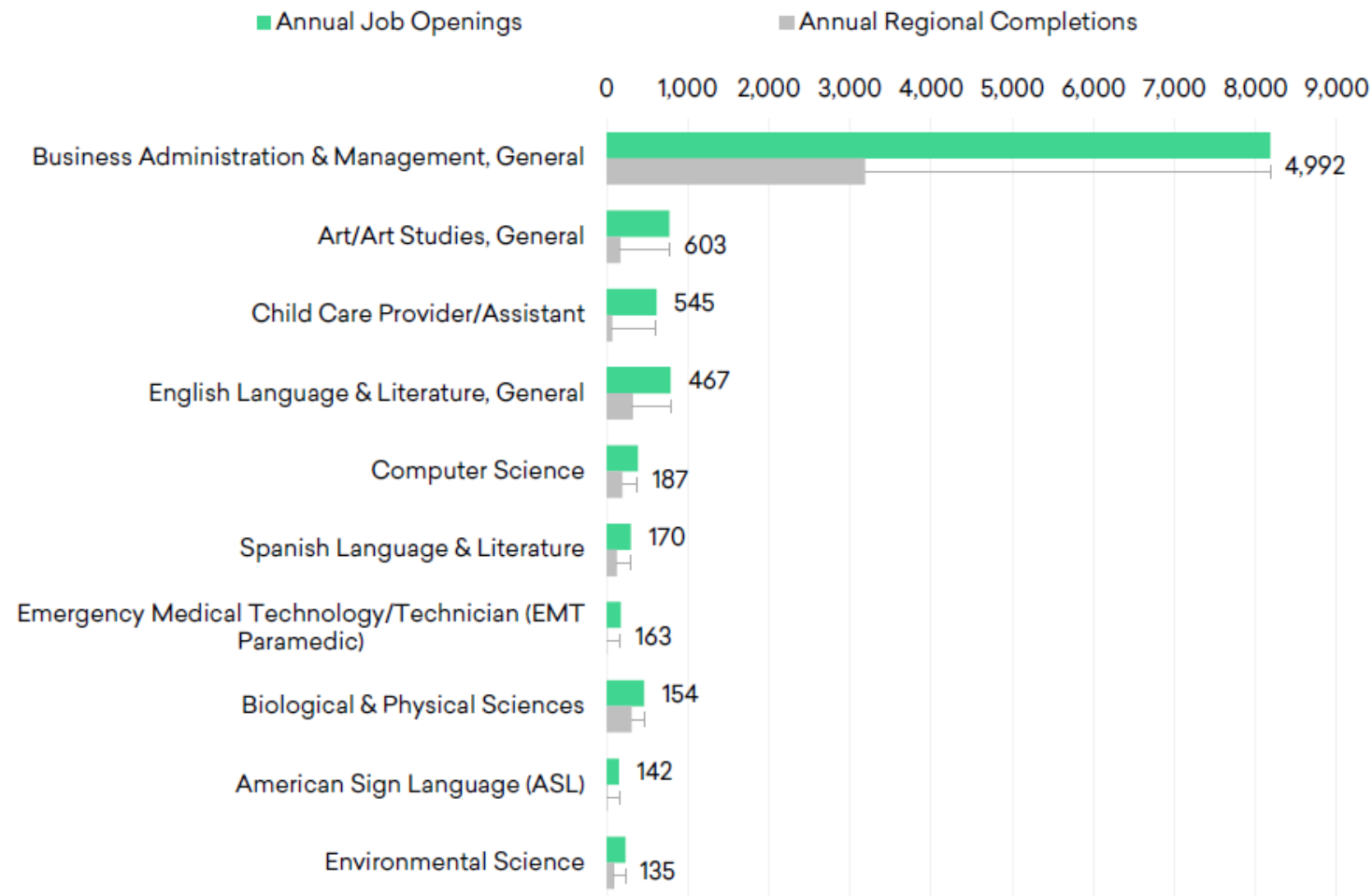
Business Administration, Child Care Provider, and Retail Management all have a gap or surplus larger than 500 between annual job openings and regional completions indicating an area for consideration for **Certificate** program development



Business Administration and Child Care Provider have a gap or surplus larger than 500 between annual job openings and regional completions indicating an area for consideration for Degree program development



Business Administration, Art, and Child Care Provider have a gap or surplus larger than 500 between annual job openings and regional completions indicating an area for consideration for **Transfer Degree** program development



# Programs to consider developing at Crafton Hills College

Table 1: Program Additions by Education Level

SOC TITLE	2020 JOBS	ANNUAL JOB OPENINGS	ANNUAL COMPL.	GAP	MEDIAN HOURLY WAGE	ED. LEVEL
<b>Crafton Hills College</b>						
Heavy and Tractor-Trailer Truck Drivers	31,981	3,160	4	3,156	\$22.56	CERT
Office Clerks, General	30,905	2,563	377	2,186	\$17.36	CERT
Carpenters	22,088	1,648	8	1,641	\$22.54	CERT
Construction Laborers	19,914	1,582	8	1,574	\$18.73	CERT
Bookkeeping, Accounting, and Auditing Clerks	15,836	1,198	75	1,123	\$20.31	CERT
Dental Hygienists	1,988	117	50	67	\$45.73	ASSOC
Occupational Therapy Assistants	367	44	0	44	\$35.16	ASSOC
Cardiovascular Technologists and Technicians	545	22	0	22	\$30.92	ASSOC
Registered Nurses	31,755	2,148	816	1,332	\$49.75	T-T
Sales Representatives of Services, Except Advertising, Insurance, Financial Services, and Travel	9,919	706	8	697	\$21.90	T-T
Insurance Sales Agents	5,693	311	0	311	\$21.14	T-T
Production, Planning, and Expediting Clerks	5,112	287	0	287	\$22.31	T-T
Real Estate Sales Agents	4,765	251	2	249	\$27.28	T-T