



Crafton Hills College

Local Workforce Demand Assessment

May 3, 2021



About the Centers of Excellence (COE)

California Community Colleges need to ensure that CTE curriculum produces workers with the skills relevant to the regional and statewide economies.

The COE provide **quality labor market data and information** to help colleges respond to workforce needs.

Uses of the data:



Investing in new
programs & reviewing
existing programs

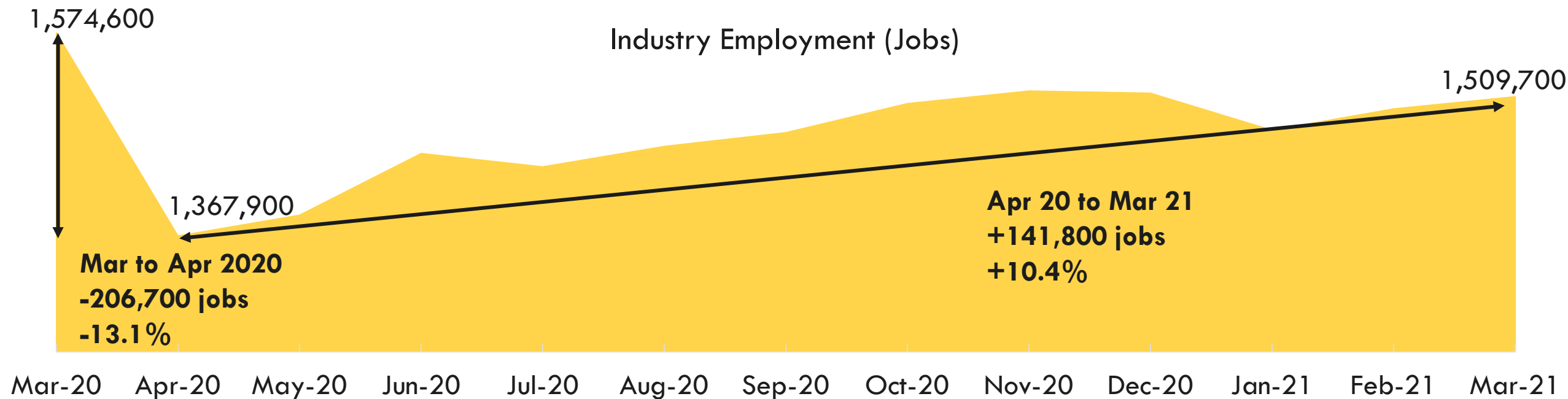
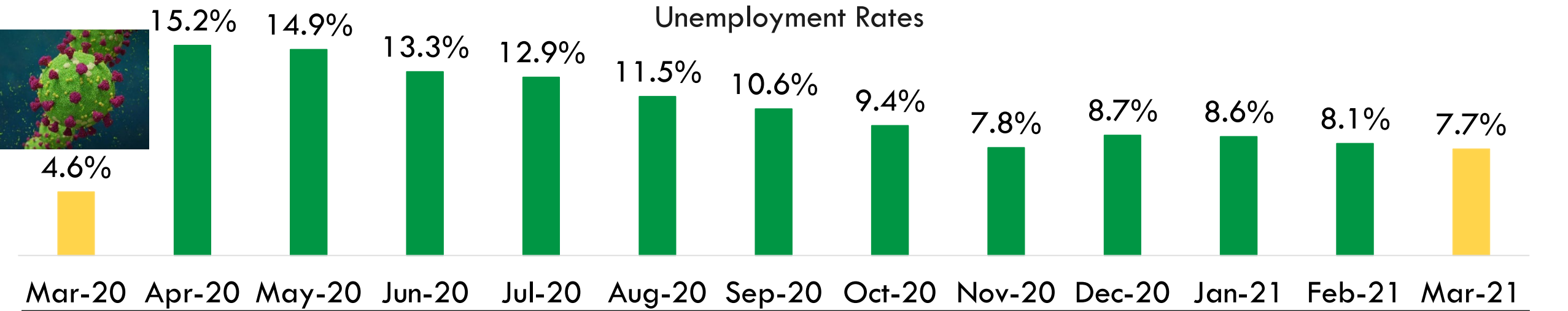


Assessing labor
market needs

Foster the use of data, inquiry, and evidence.

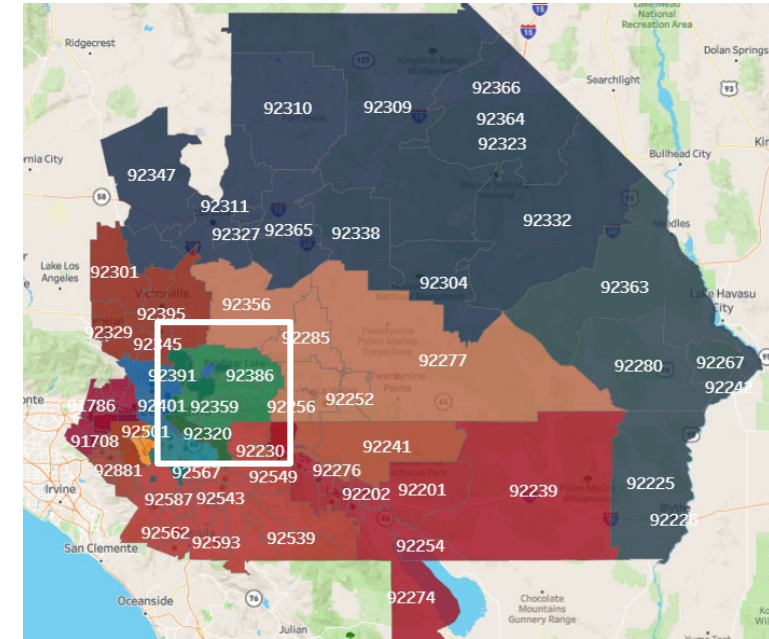
Current Inland Empire/Desert Region LMI

March 2020 to March 2021



College Area City & CDP Unemployment Rates

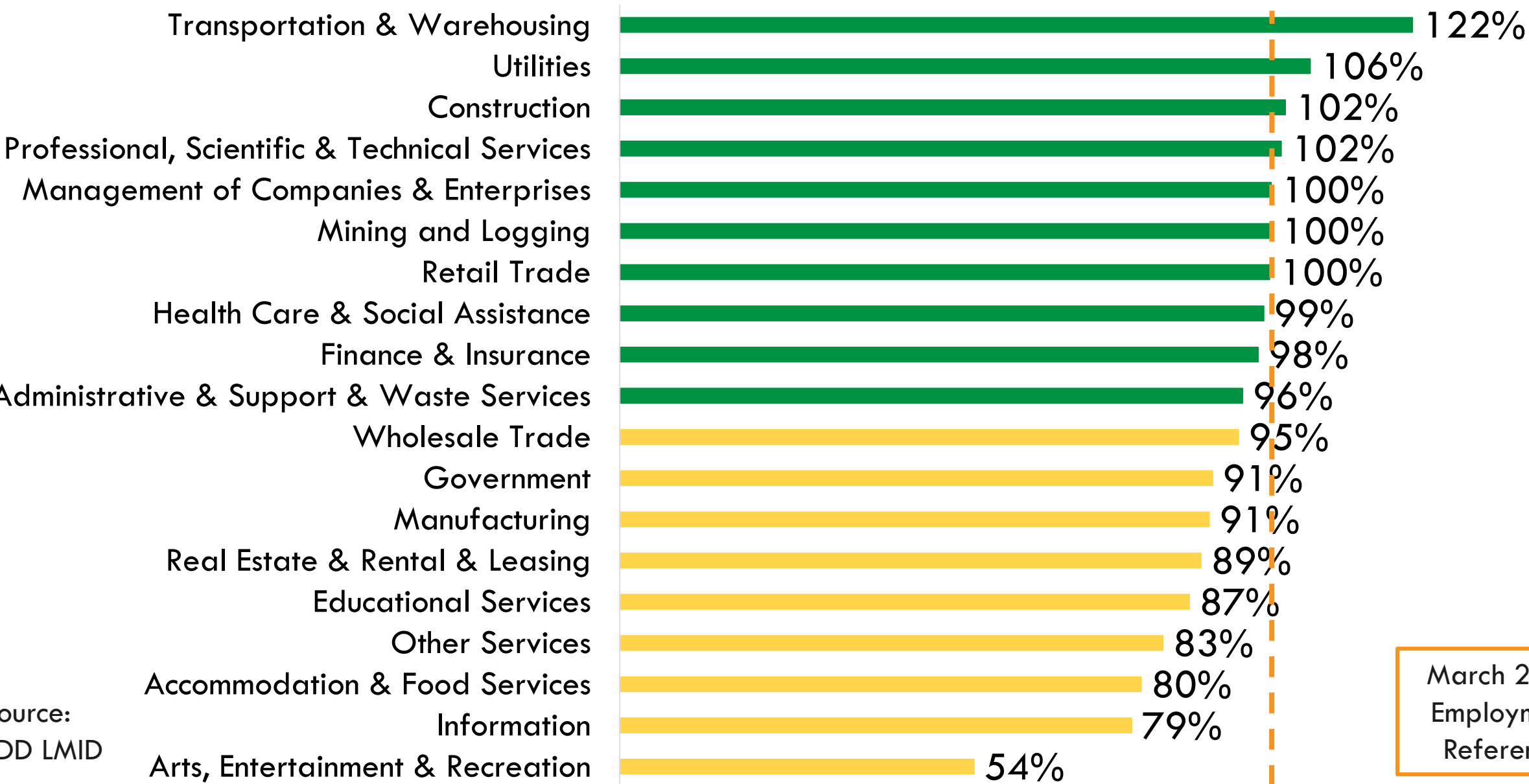
City/Community	Annual Average 2020	January 2021	February 2021	March 2021
Beaumont city	8.6%	7.1%	7.2%	6.5%
Big Bear City CDP	7.4%	6.6%	6.3%	6.1%
Big Bear Lake city	3.7%	4.1%	3.2%	3%
Calimesa city	8.1%	8.9%	6.5%	6.2%
Crestline CDP	4.6%	4.5%	3.9%	3.8%
Highland city	10%	9%	8.2%	7.9%
Lake Arrowhead CDP	9.3%	5.5%	8%	7.7%
Loma Linda city	7.1%	5.3%	6%	5.8%
Mentone CDP	8.3%	7.8%	7.1%	6.9%
Redlands city	7.5%	6.7%	6.1%	6%
Running Springs CDP	8.2%	9.9%	7%	6.8%
Yucaipa city	7.9%	6.8%	6.4%	6.3%



Source: EDD LMID

Jobs Recovery by Industry

Change between March 2020 – March 2021



March 2020
Employment
Reference

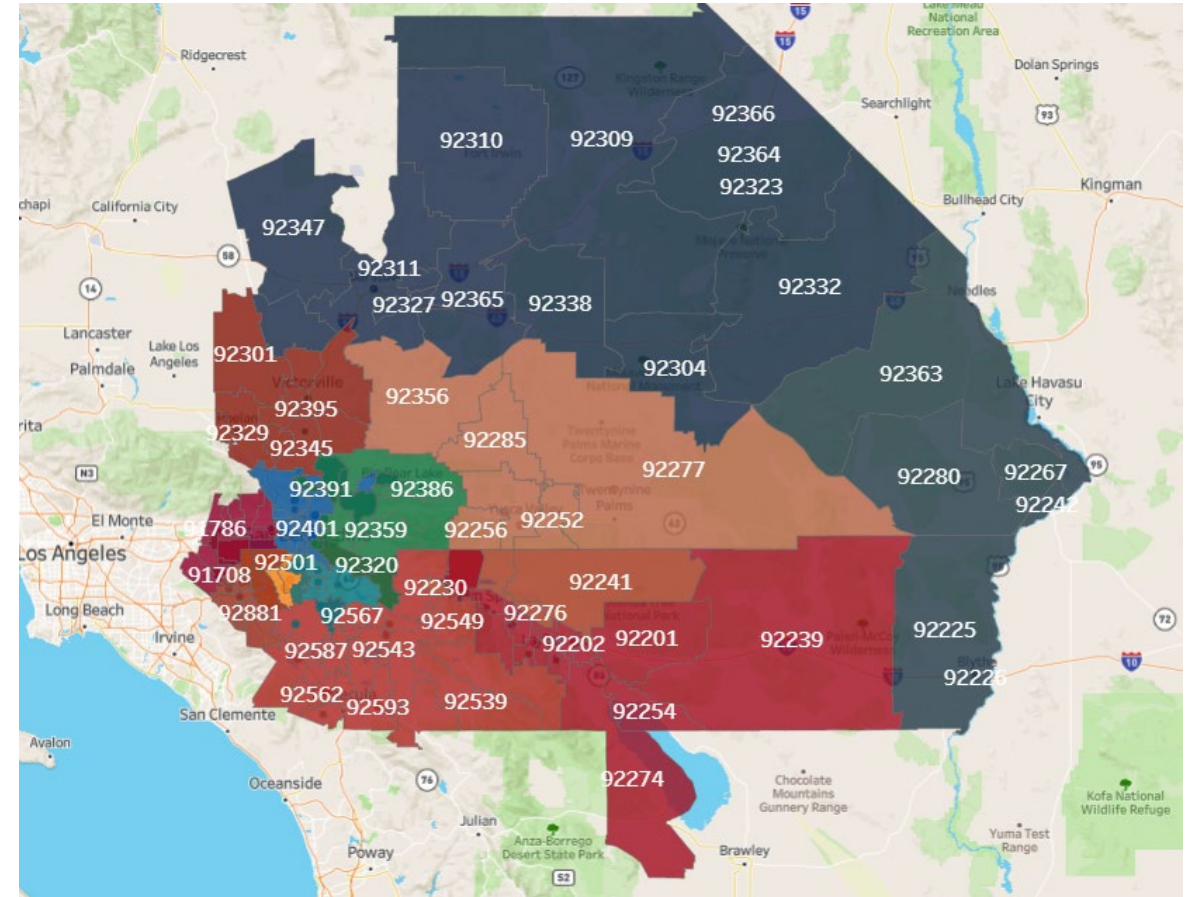
Source:
EDD LMID

College-level Local Workforce Demand Assessment Series



Local Workforce Demand Assessment

12 hyper-local college areas to illuminate job opportunities in these unique areas and populations.



Local Workforce Demand Assessments

Elements of the Study

Demographics

- Population and Growth
- Age
- Educational Attainment
- Gender
- Labor Force and Unemployment Rate
- Race/Ethnicity

Industries

- 2019 and 2024 Job Counts
- 5-year Change (absolute)
- 5-year Growth (%)
- Location Quotient

College

Career Education Program Offerings

Occupations

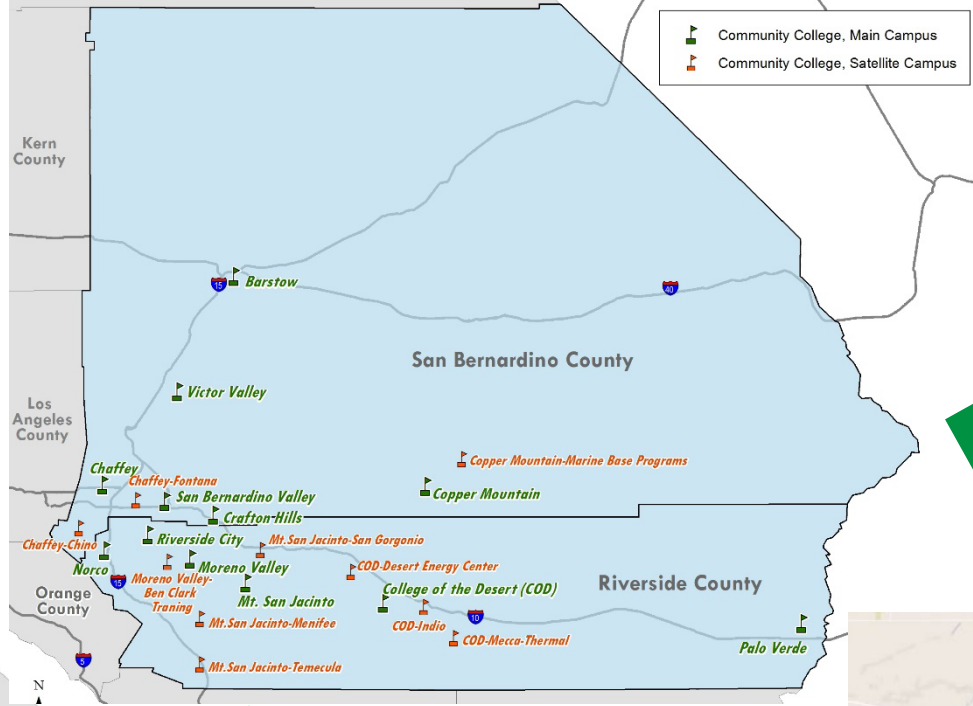
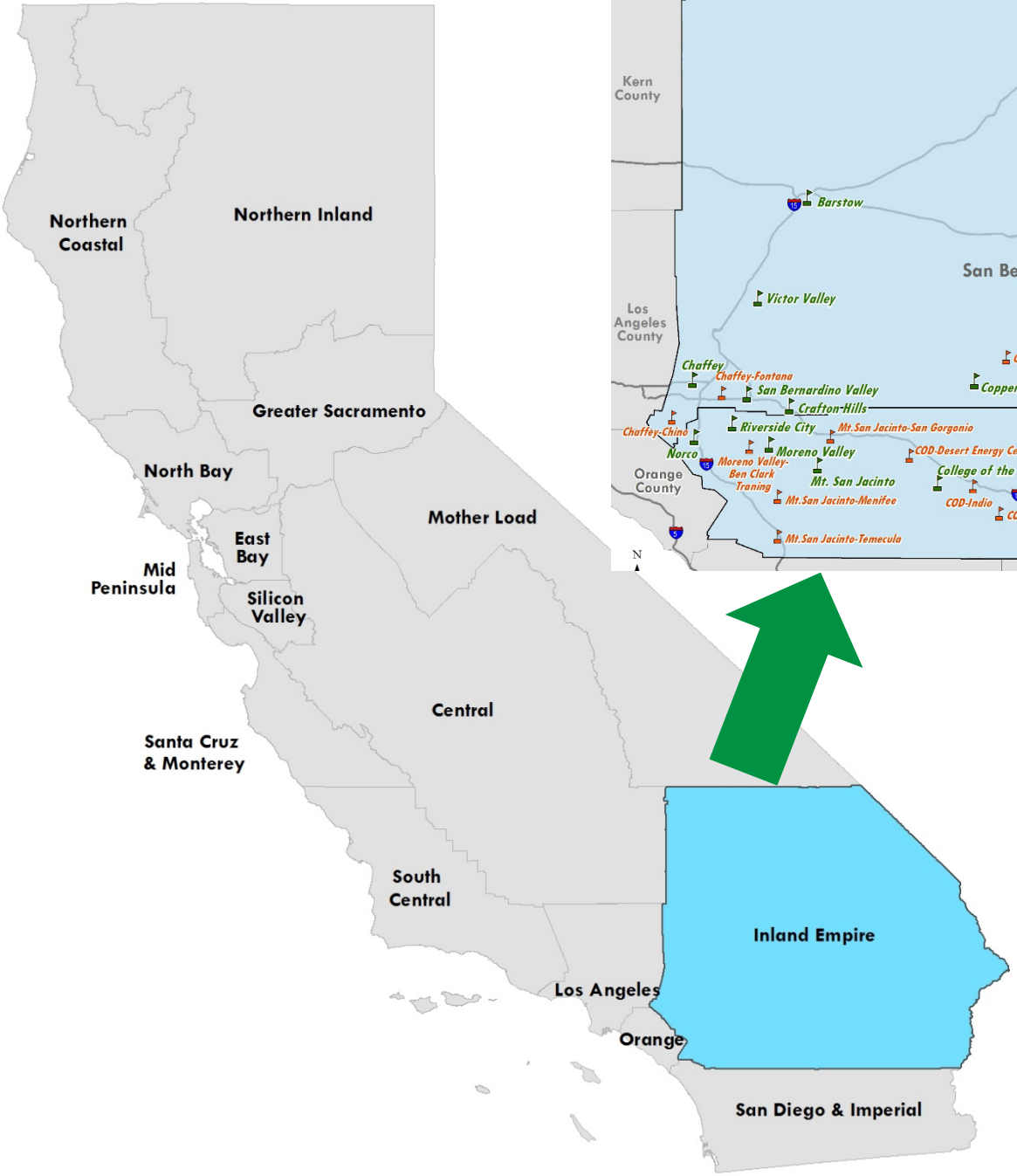
- College Area
 - 2019 Job Count
 - Annual Job Openings
- Regional
 - Annual Job Openings
 - Hourly Earnings (25th, Median, 75th Pct.)

Recommendations

- Population Growth
- Industry Growth
- In-demand & High-wage Occupations without CE program offerings

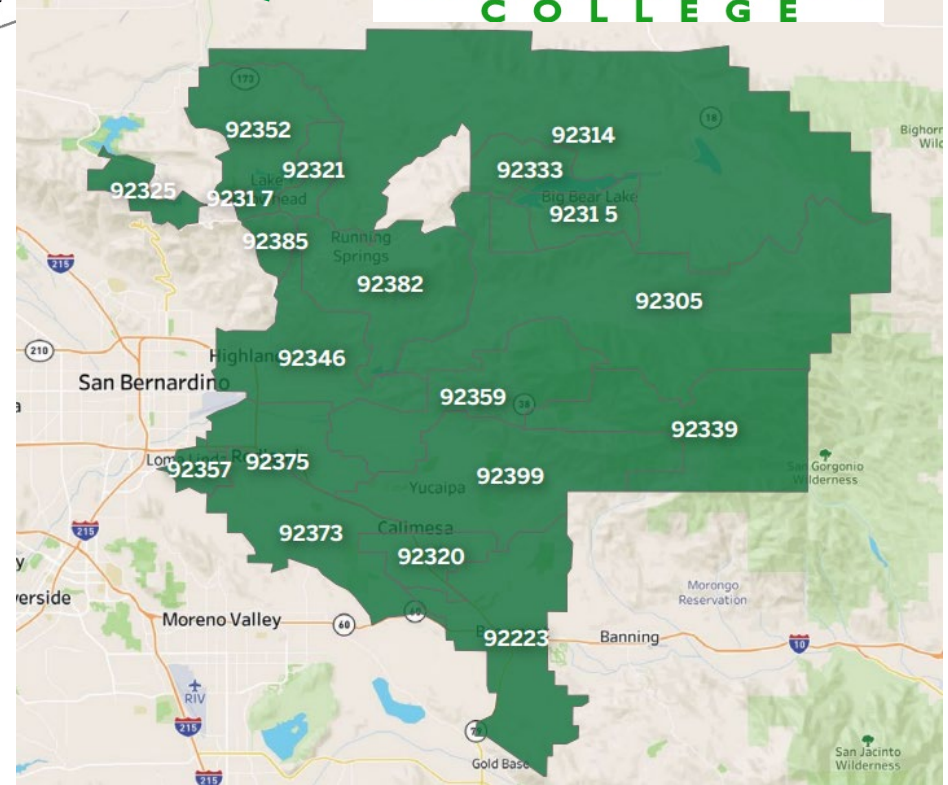
Demographics



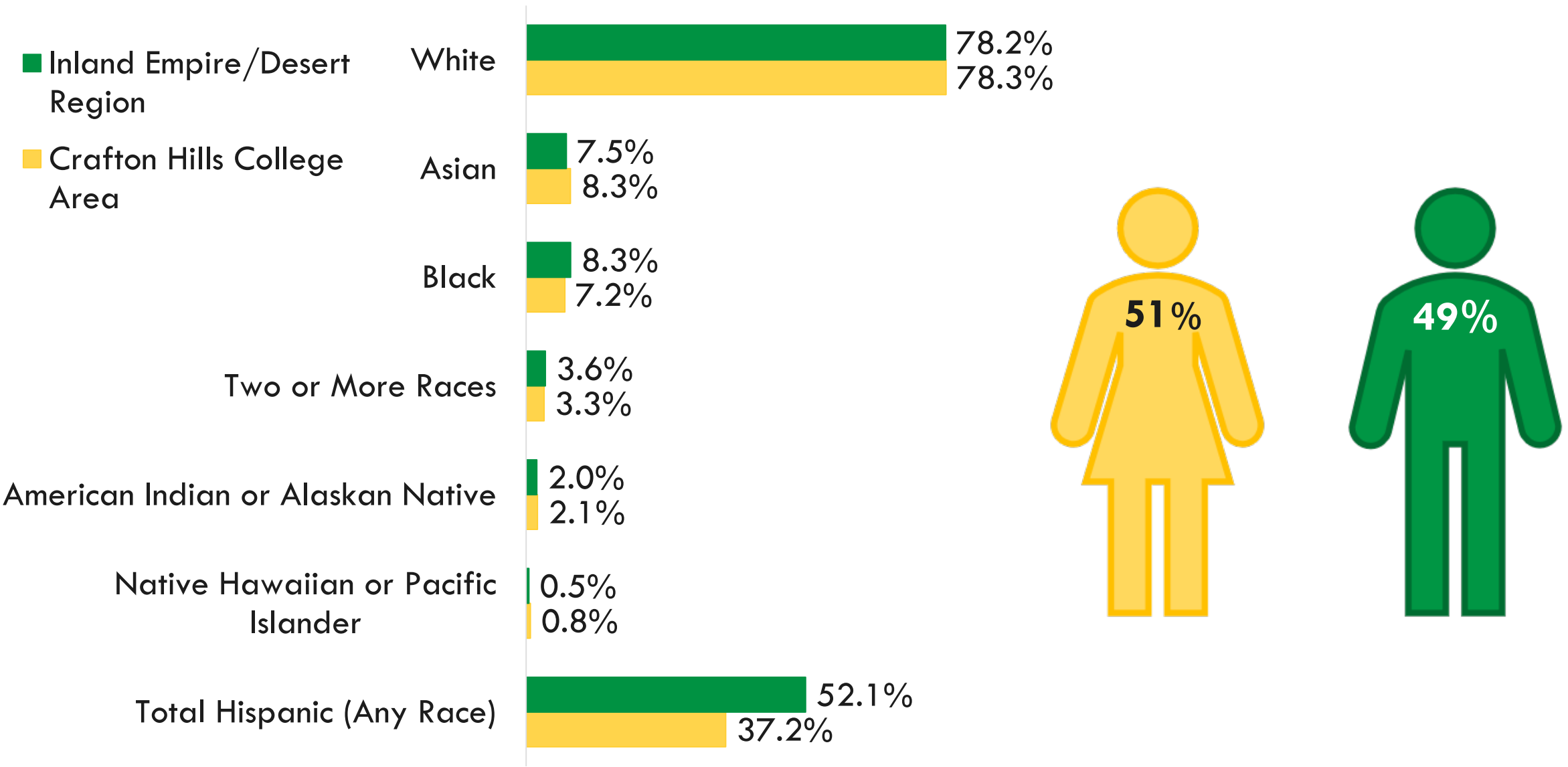


In 2019
329,324 residents
7.0% of the region's population

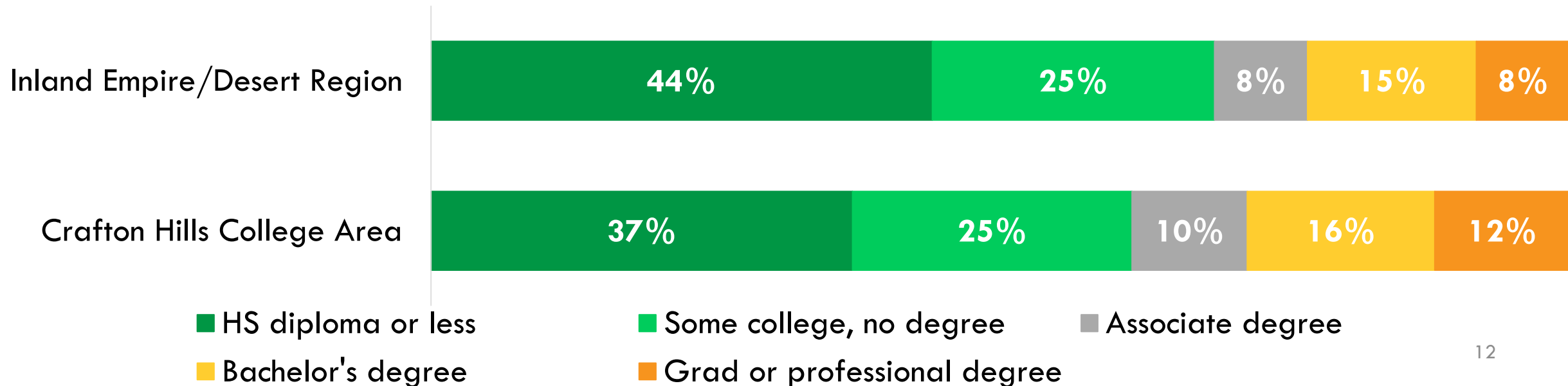
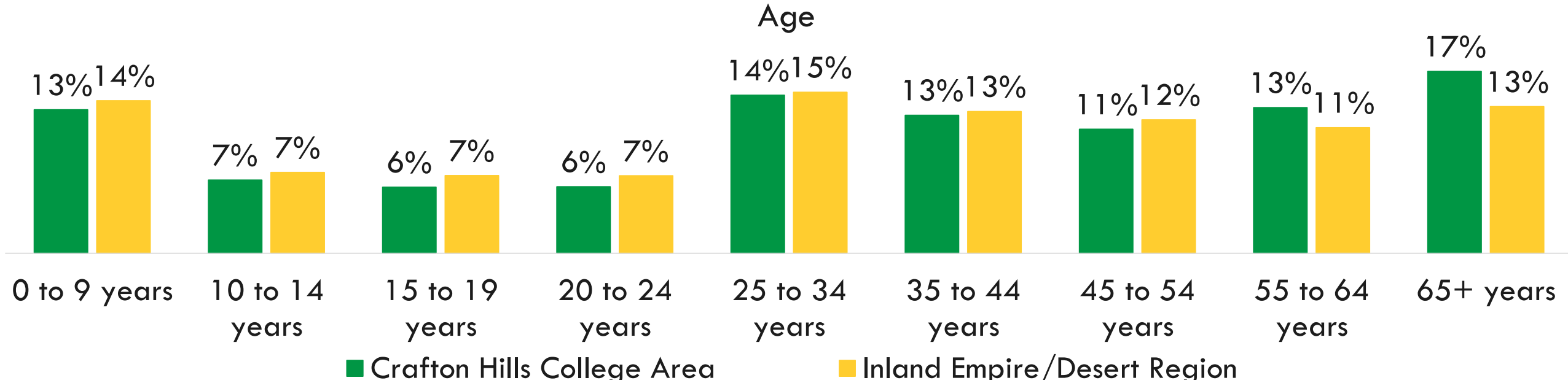
By 2024
Adding 6,551 residents
growing by 2%



Crafton Hills College Area Demographics



Crafton Hills College Area Demographics



Industry Employment

Count of Jobs, organized by firms engaged in the same economic activity



Crafton Hills College Area Business Activity

	Crafton Hills Area	Inland Empire/Desert Region	California
2019 Jobs	127,167	1,747,341	20,003,848
2024 Jobs	138,638	1,893,522	21,200,103
Jobs Change	11,472	146,181	1,196,255
2019-2024 % Change	9%	8.4%	6%

Job Growth through 2024

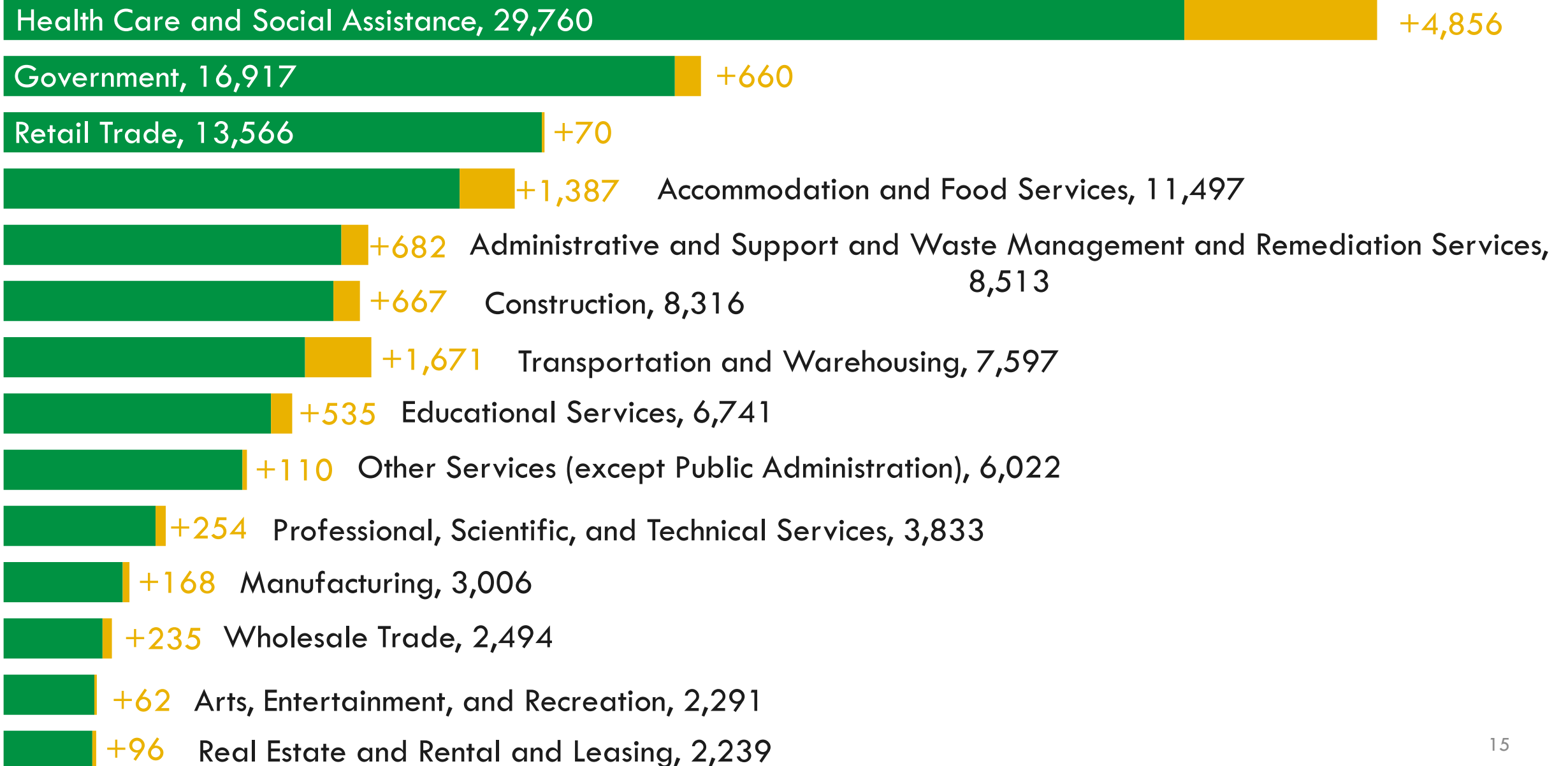
Transportation and Warehousing: +22%

Health Care and Social Assistance: +16%

Accommodation and Food Services: 12%

Wholesale Trade: +9%

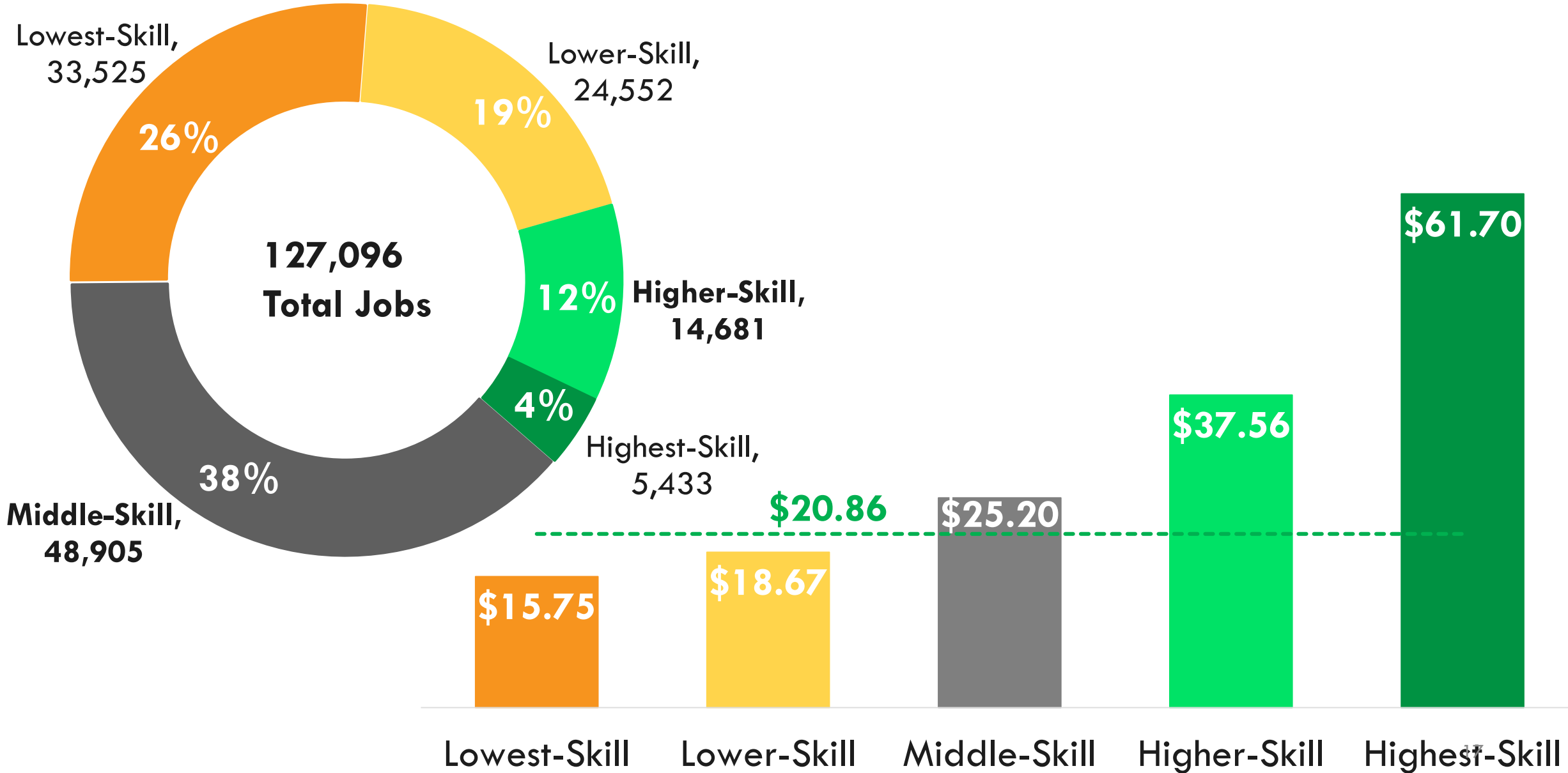
Crafton Hills College Area Business Activity



Occupational Employment



Crafton Hills College Area Occupations



California Career Technical Education





Health

Current Programs Offerings

Radiologic Technology
Respiratory Care
Public Health Science

Health Science and Medical Technology Sector	College Area 2019 Jobs	College Area AJO	Inland Empire/ Desert Region AJO	Regional Median Earnings
Respiratory Therapists	306	23	150	\$33.39
Radiologic Technologists	219	15	140	\$36.03
Community Health Workers	54	8	82	\$23.48
Social and Community Service Managers (Higher-skill)	226	32	249	\$30.62

What are the in-demand and high-wage expansion opportunities in Health?



Health Training Opportunities

Programs Expansion Opportunities

Nursing (TOP 1230.00)

Registered Nursing (1230.10)

Licensed Vocational Nursing (1230.20)

Programs Expansion Opportunities

Surgical Technician (TOP 1217.00)

Physical Therapist Assistant (1222.00)

Dental Occupations (1240.00)

Dental Hygienist (1240.20)

Health Science and Medical Technology Sector	Crafton Hills College Area AJO	Inland Empire/Desert Region AJO	Regional Median Earnings
Registered Nurses	306	2,616	\$47.45
Licensed Vocational Nurses	82	809	\$25.10
Dental Hygienists	17	186	\$45.41
Surgical Technologists	14	135	\$27.39
Physical Therapist Assistants	11	103	\$34.61



Business and Finance

Current Program Offerings

Administrative Assistant
Business Administration
Business Management
Retail Management

Business and Finance Sector	College Area 2019 Jobs	College Area AJO	Inland Empire/ Desert Region AJO	Regional Median Earnings
Administrative Services Managers	2,011	237	2,760	\$18.58
Executive Secretaries and Executive Administrative Assistants	1,136	131	1,981	\$19.24
First-Line Supervisors of Office and Administrative Support Workers	1,132	135	1,750	\$26.41
Secretaries and Administrative Assistants, Except Legal, Medical, and Executive	292	33	397	\$28.13
First-Line Supervisors of Retail Sales Workers	200	22	259	\$47.33
General and Operations Managers (Higher-skill)	1,330	153	2,162	\$48.54
Managers, All Other (Higher-skill)	659	63	920	\$34.61
Management Analysts (Higher-skill)	439	50	679	\$37.83



Business and Finance Training Opportunities

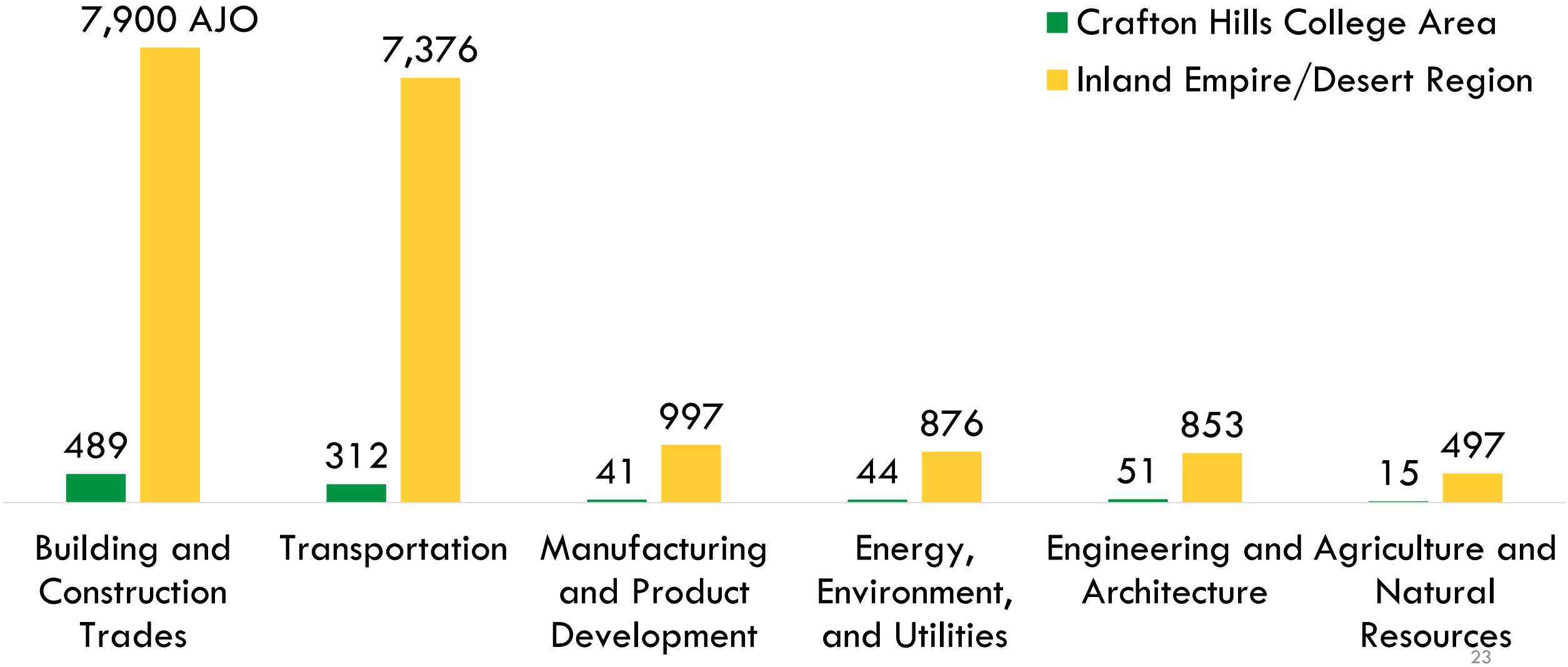
Programs Expansion Opportunities

Accounting (TOP 0502.00)

Banking and Finance (0504.00)

Business and Finance Sector	Crafton Hills College Area AJO	Inland Empire/Desert Region AJO	Regional Median Earnings
Accountants and Auditors (Higher-skill)	70	934	\$33.75
Financial Managers (Higher-skill)	33	421	\$53.14
Personal Financial Advisors (Higher-skill)	11	122	\$36.52

Sectors for Program Expansion by Annual Job Openings (AJO)





Building & Construction Trades Program Expansion

Building and Construction Trades Sector	College Area AJO	Inland Empire/Desert Region AJO	Regional Median Earnings
Carpenters	189	2,591	\$22.93
Electricians	66	1,365	\$24.28
First-Line Supervisors of Construction Trades and Extraction Workers	60	1,000	\$32.24
Plumbers, Pipefitters, and Steamfitters	54	983	\$24.48
Operating Engineers and Other Construction Equipment Operators	29	554	\$38.15
First-Line Supervisors of Mechanics, Installers, and Repairers	28	500	\$33.91
Structural Iron and Steel Workers	25	237	\$32.33
Sheet Metal Workers	15	261	\$24.15
Glaziers	14	125	\$29.05
Construction and Building Inspectors	11	164	\$40.80
Brickmasons and Blockmasons	7	120	\$24.57

Programs Expansion Opportunities

- Carpentry (TOP 0952.10)
- Electrical (0952.20)
- Glazing (0952.40)
- Heavy Equipment Operation (0947.30)
- Sheet Metal and Structural Metal (0956.40)
- Construction Inspections (0957.20)
- Plumbing, Pipefitting, and Steamfitting (0952.30)
- Masonry, Tile, Cement, Lath and Plaster (095.60)



Manufacturing & Product Development Program Expansion

Programs Expansion Opportunities

Electronics and Electric Technology (TOP 0934.00)

Industrial Systems Technology and Maintenance (0945.00)

Manufacturing and Industrial Technology (0956.00)

Manufacturing and Product Development Sector	College Area AJO	Inland Empire/Desert Region AJO	Regional Median Earnings
First-Line Supervisors of Production and Operating Workers	25	589	\$28.35
Industrial Machinery Mechanics	10	301	\$27.95
Electrical and Electronics Engineering Technicians	6	107	\$29.45



Transportation Program Expansion

Programs Expansion Opportunities

Logistics and Materials Transportation (TOP 0510.00)
Heavy Equipment Operation (0947.20)
Truck and Bus Driving (0947.50)

Programs Expansion Opportunities

Automotive Technology (0948.00)
Diesel Technology (0947.00)
Aeronautical and Aviation Technology (0950.00)

Transportation Sector	College Area AJO	Inland Empire/Desert Region AJO	Regional Median Earnings
Heavy and Tractor-Trailer Truck Drivers	159	4,395	\$21.57
First-Line Supervisors of Transportation and Material Moving Workers, Except Aircraft Cargo Handling Supervisors	63	1,134	\$27.19
Production, Planning, and Expediting Clerks	36	537	\$22.06
Bus and Truck Mechanics and Diesel Engine Specialists	18	483	\$24.05
Transportation, Storage, and Distribution Managers	17	279	\$41.71
Mobile Heavy Equipment Mechanics, Except Engines	10	240	\$30.12
Cargo and Freight Agents	5	123	\$23.15
Aircraft Mechanics and Service Technicians	4	185	\$34.63

Key Findings

Opportunity for Health Care Program Expansion

- Residents age 65+ growing the fastest
- Health Care is the largest industry in the college area, adding 4,856 jobs by 2024

Opportunity for Transfer Programs

- 16% of Crafton Hills residents hold a bachelor's degree
- 22% of residents in the state have a bachelor's degree

CDE Sectors

- Seven CDE sectors without training programs
 - Projected to have 952 annual job openings in the college area, over the next five years

Questions?

Thank You!

<http://bit.ly/CraftonHillsLMI>

Inland Empire/Desert

Center of Excellence *for* Labor Market Research

Michael.Goss@chaffey.edu

Paul.Vaccher@chaffey.edu

www.coeccc.net



C·O·E

CENTERS OF EXCELLENCE
FOR LABOR MARKET RESEARCH